





- All final design, engineering & amount/sizing of structural sign support elements, material types/thicknesses, dimensions and attachment methods shall be performed and approved by a licensed engineer to meet or exceed all applicable local and national codes.

- Wherever dissimilar metals are in contact, always separate contact surfaces prior to assembly or installation with the necessary protective coatings/gaskets/washers to prevent galvanic corrosion.

- Final fabrication methods, quality and fit / finish to be reviewed & approved by HAS and the Wayfinding Design Consultants thru prototype reviews prior to final production run / installation processes.

- Colors shown are for reference only, and are subject to the limitations of the printing process and / or variance of electronic RGB screen displays. Refer to color system swatches and/or final finish samples for accurate reference.

- Messages shown here are typical placeholders only. See message schedules for specific messaging by location & sign type.

- Fabrication methods, material thicknesses, specifications and all other details shown here are general conceptual design intent purposes only and are not to be used for final fabrication.
- Fabricator to provide all final engineered fabrication and install methods & material call-outs/types/thickness/etc within their final engineer approved shop drawings.
- Fabricator to provide prototype mock-ups of all fabrication types for each individual sign type for final approval by HAS prior to final fabrication production run and installation.



HOUSTON  
AIRPORTS

DIRECTOR  
ON AIRPORT SYSTEM



an Association

# IAH TERMINAL A/B GARAGE SIGNAGE AND WAYFINDING

TERMINAL A/B GARAGE  
3870 NORTH TERMINAL ROAD  
HOUSTON, TX 77032

Y PLAN:

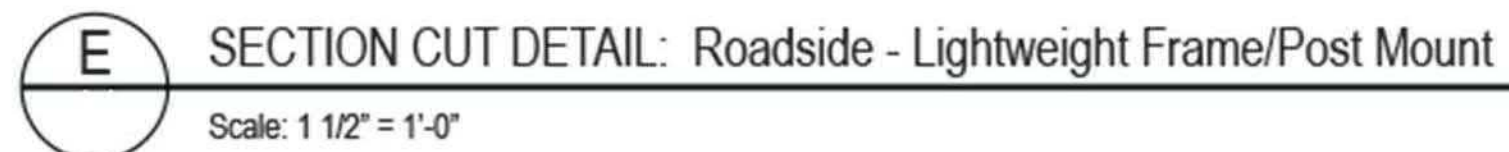
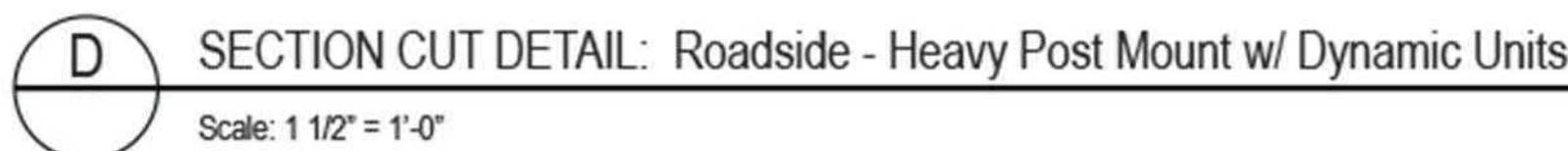
Jobs Project No.: WHXK710

### 3.1 DETAILS

#### PARKING GARAGE SIGN

09/14/2020

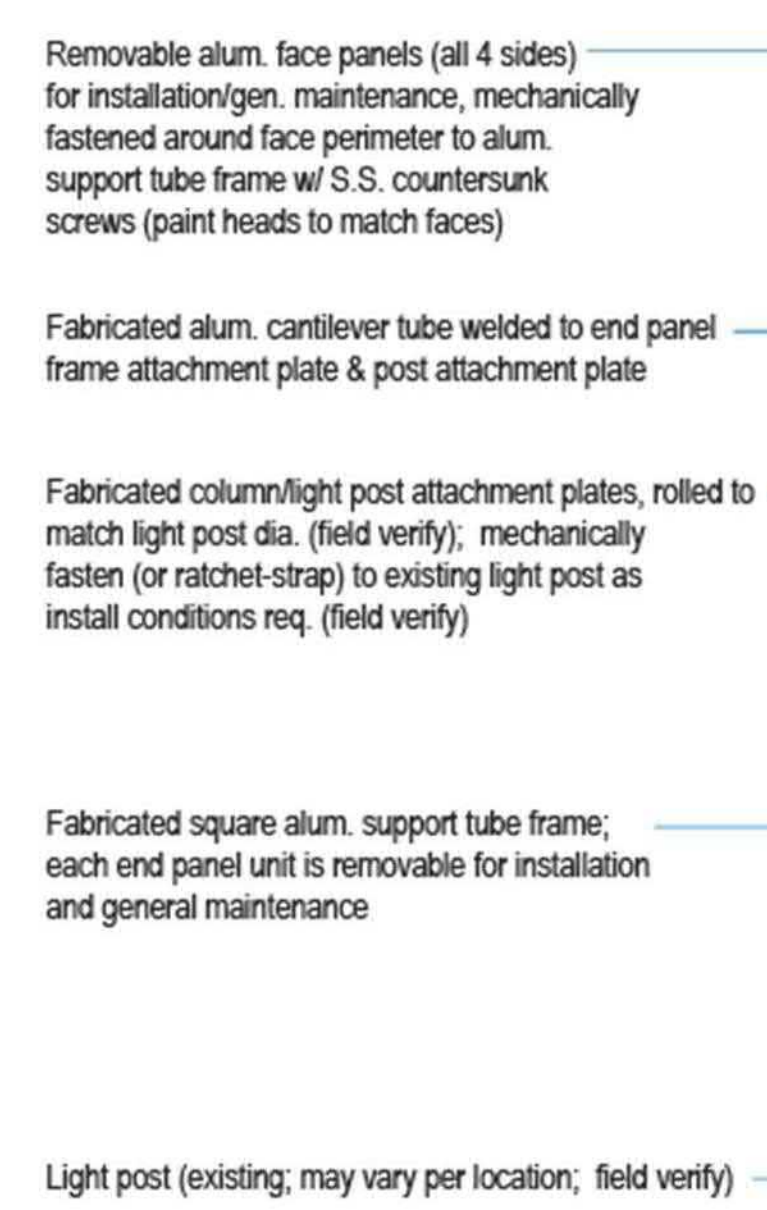
Designed By: L.A.	Drawing No.: 3-2
Drawn By: Q.P.	
Checked By: A.B.	



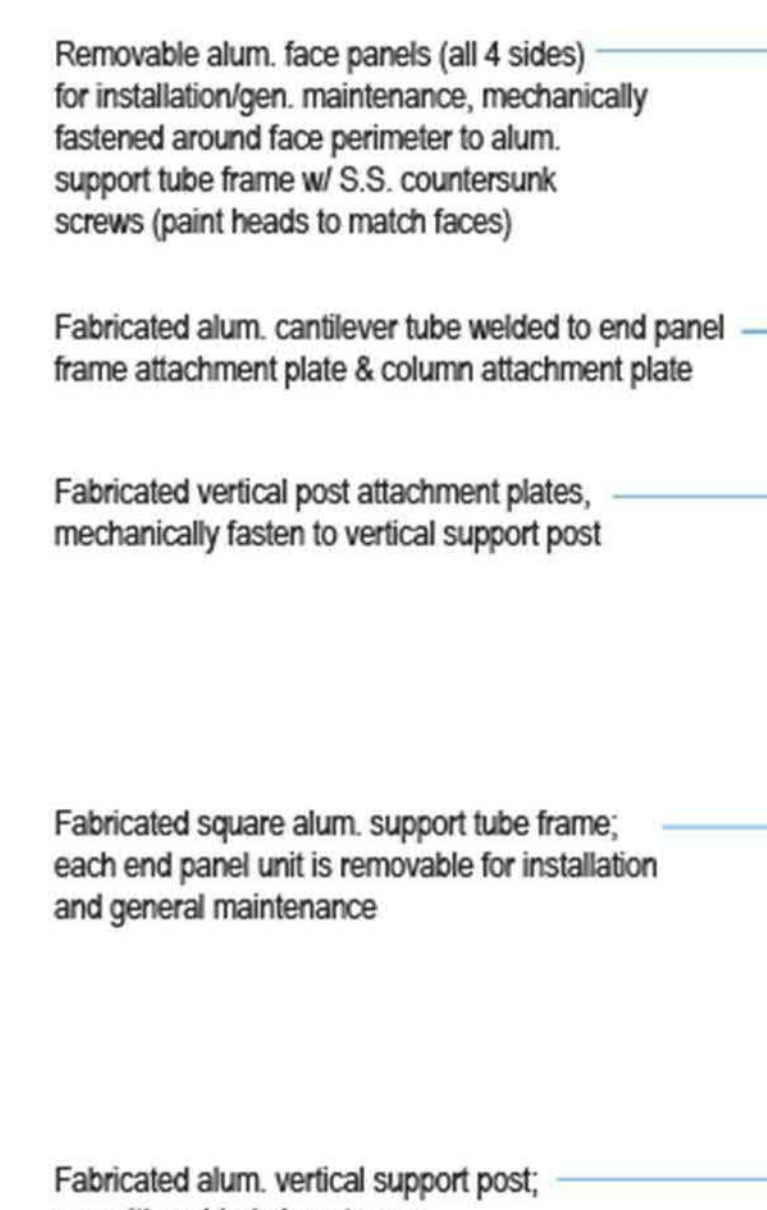




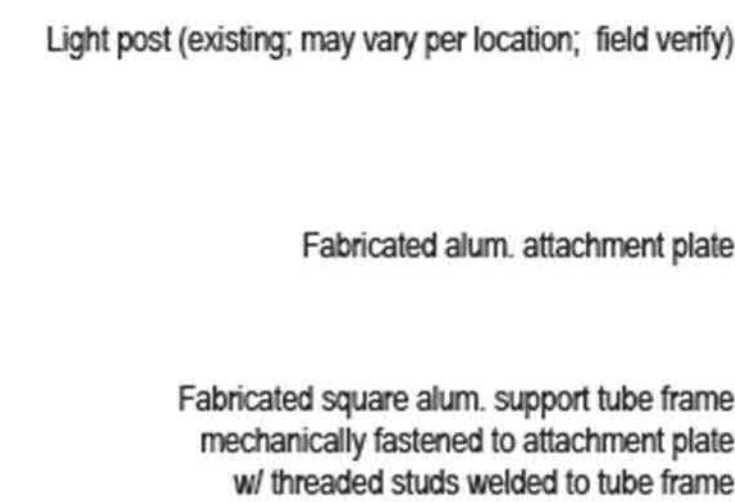




Scale: 1 1/2" = 1'-0"



Scale: 1 1/2" = 1'-0"



Scale: 1 1/2" = 1'-0"

- All final design, engineering & assessment/visiting of structural sign support elements, material types/thicknesses, dimensions and attachment methods shall be performed and approved by a licensed engineer to meet or exceed all applicable local and national codes.
- Final engineering, dimensions, materials and fabrication are the responsibility of the Contractor/Fabricator/Installer to ensure the highest quality fit and finish for all components of the completed product. All final detailing and specifications to be provided by the Contractor/Fabricator/Installer within their final approved fabrication-ready shop drawings.
- Wherever dissimilar metals are in contact, always separate contact surfaces prior to assembly or installation with the necessary protective coatings/gaskets/washers to prevent galvanic corrosion.
- Final fabrication methods, quality and fit / finish to be reviewed & approved by HAS and the Wayfinding Design Consultants thru prototype reviews prior to final production run / installation processes.
- Colors shown are for reference only, and are subject to the limitations of the printing process and / or variance of electronic RGB screen displays. Refer to color system swatches and/or final finish samples for accurate reference.
- Messages shown here are typical placeholders only. See message schedules for specific messaging by location & sign type.

- Fabrication methods, material thicknesses, specifications and all other details shown here are general conceptual design intent purposes only and are not to be used for final fabrication.
- Fabricator to provide all final engineered fabrication and install methods & material call-outs/types/thickness/etc within their final engineer approved shop drawings.
- Fabricator to provide prototype mock-ups of all fabrication types for each individual sign type for final approval by HAS prior to final fabrication production run & installation.

**LIGHT POST MOUNTING NOTE:**  
Fabricator/Contractor/Installer to verify that final light post product selected for use within the garage's roof level is capable of supporting the additional weight and wind-load created by any signage mounted to existing and/or new light posts.

5985 Rogerdale Road  
Houston, TX 77072  
(281) 721-8400  
[www.jacobs.com](http://www.jacobs.com)  
TBPE Firm #2966

[illegible]

HOUSTON  
AIRPORTS

APPROVED BY:

CONSULTANT:



GEORGE BUSH INTERCONTINENTAL AIRPORT  
TERMINAL A/B GARAGE  
33870 NORTH TERMINAL ROAD  
HOUSTON, TX 77032

CIP NO:

HAS NO: 749A

1

Drawing Title:

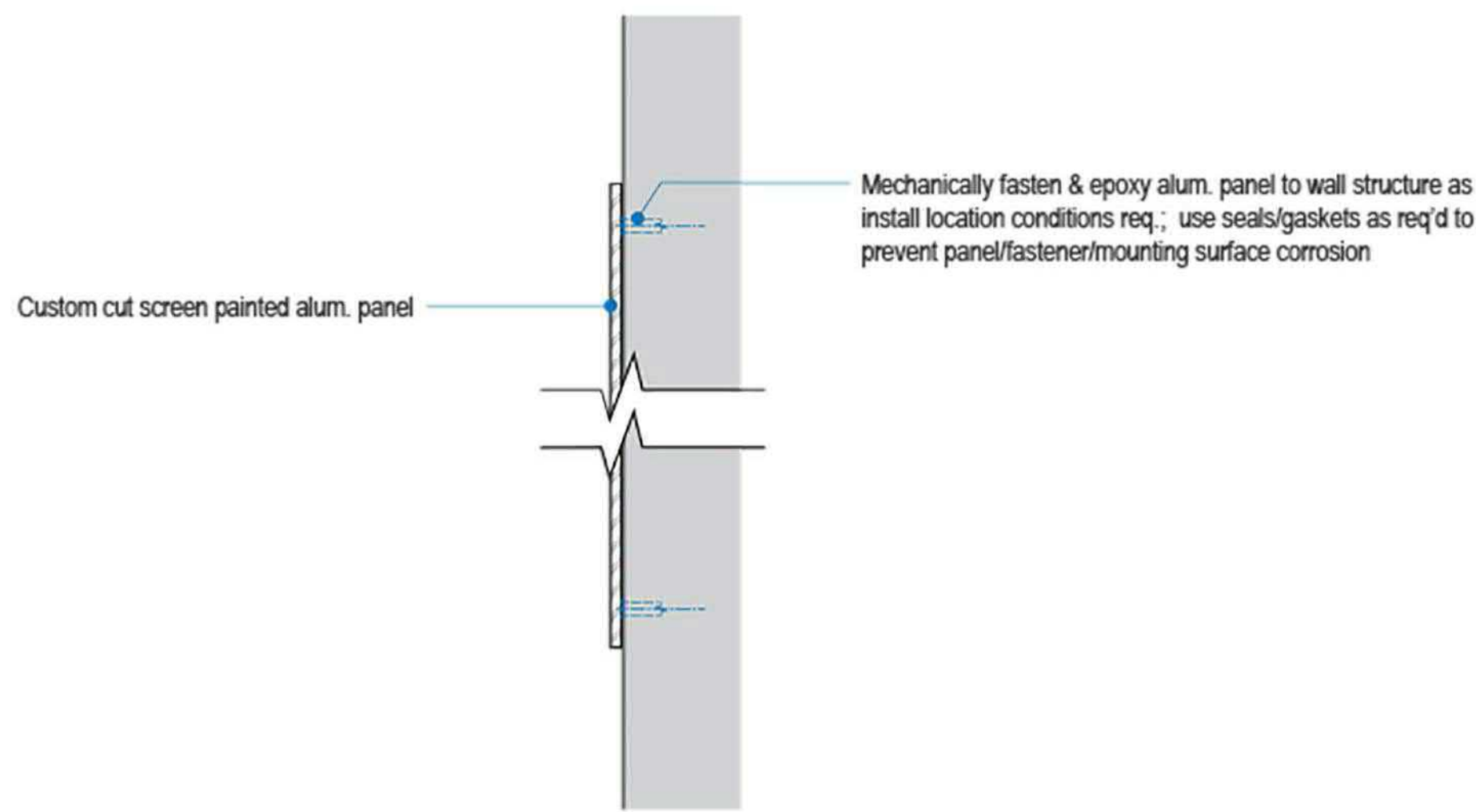
### 3.1 DETAILS

#### PARKING GARAGE SIGNS

Designed By: LA | Drawing No.:

Designed By: L.A.	Drawing No.:
Drawn By: Q.P.	3-4
Checked By: A.B.	





**L** SECTION CUT DETAIL: Wall Mount - Painted Alum. Panels  
Scale: 1 1/2" = 1'-0"



- DESIGN INTENT DETAIL NOTES:**

- Fabrication methods, material thicknesses, specifications and all other details shown here are general conceptual design intent purposes only and are not to be used for final fabrication.
- Fabricator to provide all final engineered fabrication and install methods & material call-outs/types/thickness/etc within their final engineer approved shop drawings.
- Fabricator to provide prototype mock-ups of all fabrication types for each individual sign type for final approval by HAS prior to final fabrication production run & installation.

OWNER:




APPROVED BY:

DIRECTOR  
HOUSTON AIRPORT SYSTEM

CONSULTANT:



SEAL:



# IAH TERMINAL A/B GARAGE SIGNAGE AND WAYFINDING

TERMINAL A/B GARAGE  
3870 NORTH TERMINAL ROAD  
HOUSTON, TX 77032

AIP NO:

CIP NO:

HAS NO: 749A

**KEY PLAN:**

Jacobs Project No.: WHXK7105

Drawing Title:

### 3.1 DETAILS

#### PARKING GARAGE SIGNS

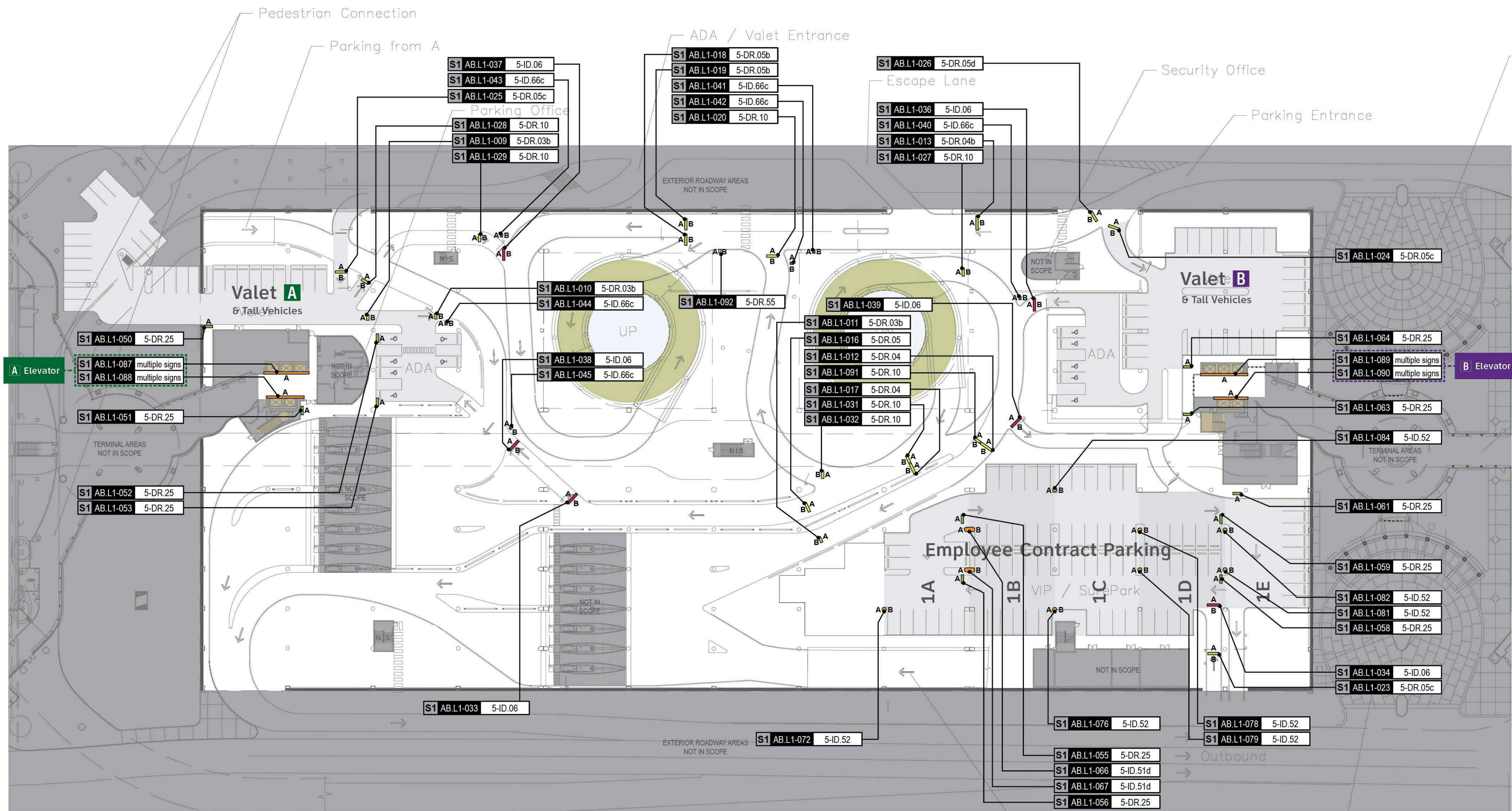
Date: 09/14/2020

Designed By: LA | Drawing No.:

Drawn By: Q.P. 3-5

-5



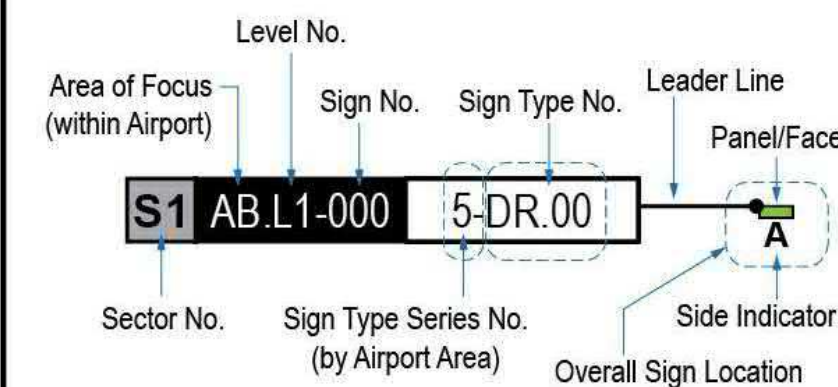


#### GENERAL NOTES

- Sign locations & orientations shown here are approximations based on the most current plan drawings as provided to the designer by the architect at the time of this document's completion. These sign locations are for general design intent & wayfinding planning purposes only. They should not be construed or deemed as absolute or final locations. Field verification, marking & documentation of each final location is to be performed by the Fabricator/Installer & coordinated with project staff & Wayfinding Design Consultants for final approval.
- All final install locations must be marked and verified in the field for proper structural integrity, adequate line of sight, utilities / property-line / other existing signage interferences & must be in complete compliance with all local, state and national codes prior to fabrication or installation.
- Adjustments to the sign locations shown in these drawings must be documented by the Fabricator/Installer, and provided to project staff & Wayfinding Design Consultants for final approval.

**NOTE:** Only priority wayfinding signage & locations as shown in this wayfinding plan package are in scope. All other signage not shown (including traffic control) are NOT IN SCOPE for this project/contract.

#### SIGN LOCATION ANNOTATION LEGEND



#### LOCATION CODE DEFINITIONS:

- AREA OF FOCUS:** (location within Airport)
- TA = Terminal A
  - TB = Terminal B
  - TC = Terminal C
  - TD = Terminal D
  - TE = Terminal E
  - AB = AB Garage
  - CG = C Garage
  - DE = DE Garage
- SIGN TYPE SERIES NO.:** (by Airport Area)
- 1- = Terminals/Concourses
  - 1t- = Terminals/Concourses: Temporary
  - 2- = CBP Areas
  - 3- = Curbside/Ground Trans.
  - 4- = Roadways
  - 5- = Parking
- WAYFINDING SIGN TYPE:**
- DR.xx = Directional
  - ID.xx = Identification
  - IN.xx = Informational

#### WAYFINDING SIGN LOCATIONS - Parking:

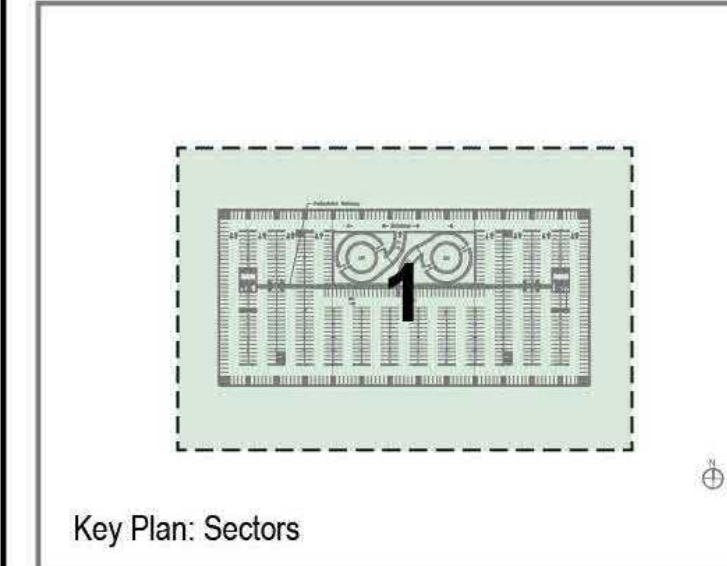
- PEDESTRIAN Signs:**
- A = Directional (DR)
  - B = Identification (ID)
  - C = Informational (IN)
- VEHICULAR Signs:**
- A = Directional (DR)
  - B = Identification (ID)
  - C = Informational (IN)

#### CIRCULATION:

- Public Use PEDESTRIAN Vertical Circulation (i.e. Elevators/Escalators/Stairs)
- Public Use VEHICULAR Vertical Circulation (i.e. Ramps)
- Areas Not In Scope for this Package



LOCATION PLAN SCALE: 1" = 75'



**Jacobs**

5965 Rogerdale Road  
Houston, TX 77072  
(281) 721-8400  
www.jacobs.com  
TSP# Fm 8266

#### REVISIONS

Mark	Date	Description
0	09/14/2020	ISSUED FOR PERMIT

#### OWNER:



#### APPROVED BY:

DIRECTOR  
HOUSTON AIRPORT SYSTEM

#### CONSULTANT:



#### SEAL:



## IAH TERMINAL A/B GARAGE SIGNAGE AND WAYFINDING

GEORGE BUSH INTERCONTINENTAL AIRPORT  
TERMINAL A/B GARAGE  
3870 NORTH TERMINAL ROAD  
HOUSTON, TX 77032

#### AIP NO:

#### CIP NO:

#### HAS NO:

748A

#### KEY PLAN:

Jacobs Project No.: WHXK7105

Drawing Title:  
**4.1 SIGN LOCATION PLAN  
GARAGE A/B LEVEL 1  
SECTOR 1**

Date: 09/14/2020

Designed By: L.A.

Drawn By: Q.P.

Checked By: A.B.

**4-1**



NOT USED

Notes: N/A

NOT USED

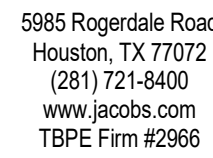
Notes: N/A

NOT USED

Notes: N/A

NOT USED

Notes: N/A



## REVISIONS

[illegible]

OWNER



APPROVED BY: \_\_\_\_\_

DIRECTOR  
HOUSTON AIRPORT SYSTEM

CONSULTANT:



SEAL:

IAH TERMINAL A/B GARAGE  
SIGNAGE AND WAYFINDING

GEORGE BUSH INTERCONTINENTAL AIRPORT  
TERMINAL A/B GARAGE  
3870 NORTH TERMINAL ROAD  
HOUSTON, TX 77032

AIP NO:

CIP NO:

HAS NO: 749A

**KEY PLAN:**

Jacobs Project No.:	W/HXK710
---------------------	----------

Drawing Title:

4.2 MESSAGE SCHEDULE  
GARAGE A/B LEVEL 1  
SECTOR 1

Date: 09/14/202

Designed By:	L.A.	Drawing No. <b>4-2</b>
Drawn By:	Q.P.	
Checked By:	A.B.	







Date	Description
09/14/2020	ISSUED FOR PERMIT

[illegible]

HOUSTON  
AIRPORTS

DIRECTOR  
HOUSTON AIRPORT SYSTEM



TERMINAL A/B GARAGE  
3870 NORTH TERMINAL ROAD  
HOUSTON, TX 77032

NO<sub>2</sub>

S NO: 7

S NO: 749A

Y PLAN:

Jobs Project No.: WHXK7105

## 2 MESSAGE SCHEDULE

### GARAGE A/B LEVEL 1

#### SECTOR 1

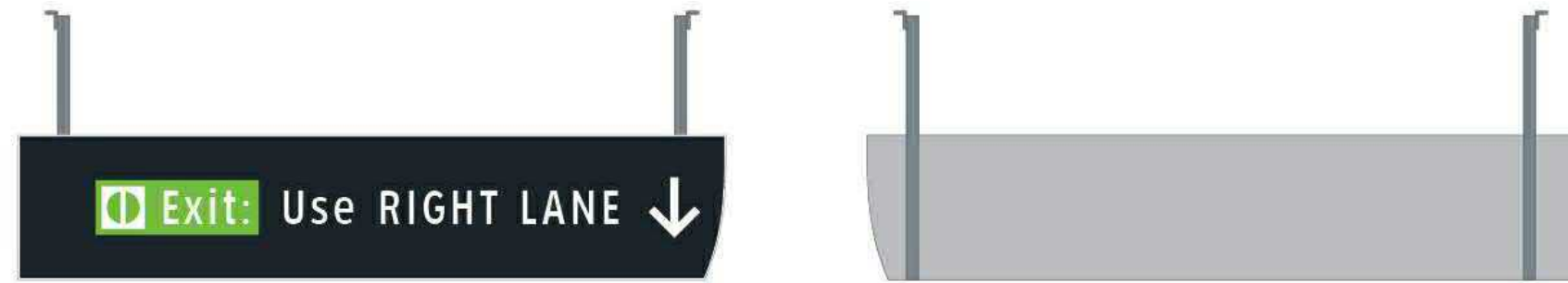
09/14/2020

Designed By:	L.A.	Drawing No.:	4-4
Drawn By:	Q.P.		
Checked By:	A.B.		

-4


Notes: N/A

Side B



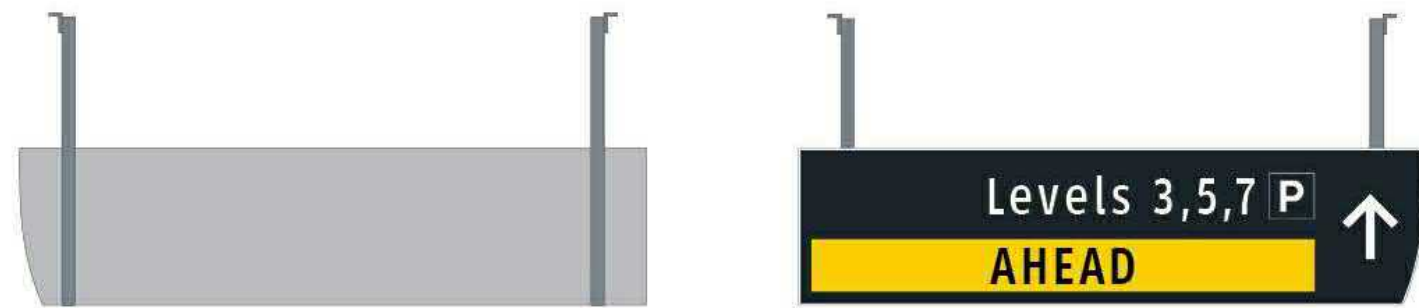
Notes: N/A

Side B



Notes: N/A

Side B



Notes: N/A

Side B



Notes: N/A

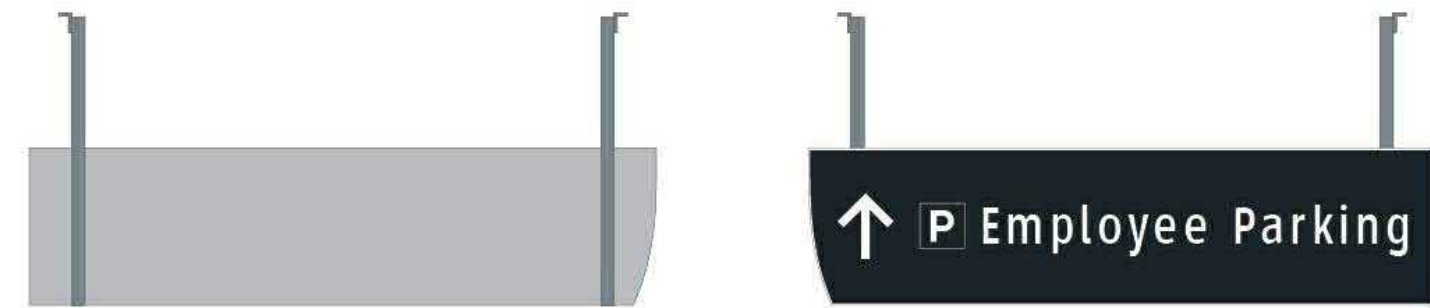
NOT USED

Notes: N/A

NOT USED

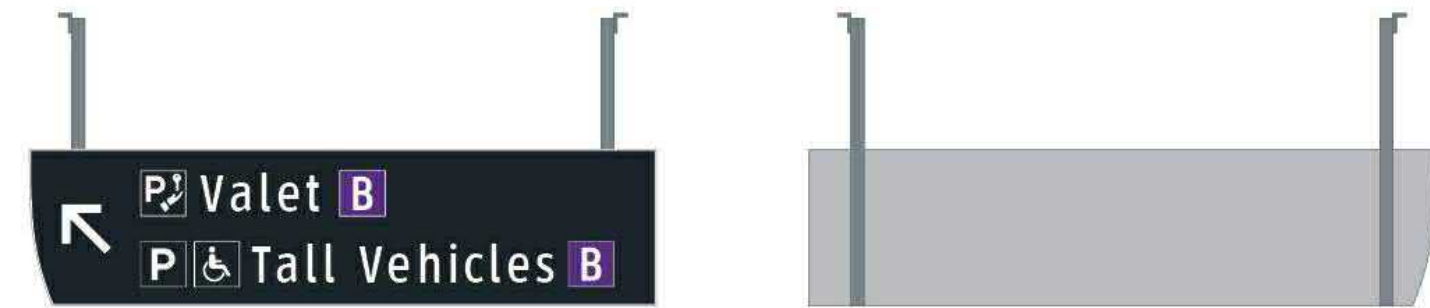
Notes: N/A

Side B



Notes: N/A

Side B





Date	Description
09/14/2020	ISSUED FOR PERMIT

[illegible]

HOUSTON  
AIRPORTS

DIRECTOR  
TON AIRPORT SYSTEM



TERMINAL A/B GARAGE  
3870 NORTH TERMINAL ROAD  
HOUSTON, TX 77032

Y PLAN:

2 MESSAGE SCHEDULE  
GARAGE A/B LEVEL 1  
SECTOR 1


Designed By:	L.A.	Drawing No.:	4-5
Drawn By:	Q.P.		
Checked By:	A.B.		

Side A

↑  
P Valet A  
P Tall Vehicles A

A diagram of a rectangular container filled with a grey fluid. Two vertical tubes are inserted into the fluid. The left tube is open at the top, and the fluid level inside it is higher than the level in the container. The right tube is closed at the top, and the fluid level inside it is lower than the level in the container.

Side A




Side A



Return to P  
KEEP RIGHT →

Side A

A diagram showing a cross-section of a ship's hull. The hull is represented by a grey shape. A horizontal line indicates the waterline. Two vertical lines extend from the waterline down into the hull, representing the location of the center of buoyancy and the center of gravity.



Side A



Return to P →

A diagram of a rectangular container filled with a grey liquid. Two vertical tubes are inserted into the liquid. The left tube is partially submerged, and the right tube is fully submerged. The liquid level is higher in the right tube.

NOT USED

Side A



Side A



Return to P  
EXIT RIGHT







Date	Description
09/14/2020	ISSUED FOR PERMIT

[illegible]

HOUSTON  
AIRPORTS

DIRECTOR  
HOUSTON AIRPORT SYSTEM



TERMINAL A/B GARAGE  
3870 NORTH TERMINAL ROAD  
HOUSTON, TX 77032

Y PLAN:

LXK7105

09/14/2020

Designed By: L.A.	Drawing No.: 4-7
Drawn By: Q.P.	
Checked By: A.B.	







[illegible]

Houston  
Airports

DIRECTOR  
HOUSTON AIRPORT SYSTEM



bozanAssociates

TERMINAL A/B GARAGE  
3870 NORTH TERMINAL ROAD  
HOUSTON, TX 77032

Y PLAN:

LXK7105

## 2 MESSAGE SCHEDULE

### GARAGE A/B LEVEL 1

#### SECTOR 1

Designed By:	L.A.	Drawing No.:	4-9
Drawn By:	Q.P.		
Checked By:	A.B.		

-9

NOT USED

Notes: N/A

Side A

✈ Terminal B

Side A

←  Terminal **B**

Notes: N/A

NOT USED

Side A

←  Terminal **B**

Notes: N/A

Side A

 **Terminal**  

NOT USED

Notes: N/A

Side A

✈ Terminal B



[illegible]

HOUSTON  
AIRPORTS

DIRECTOR  
HOUSTON AIRPORT SYSTEM



Boozan Associates

TERMINAL A/B GARAGE  
3870 NORTH TERMINAL ROAD  
HOUSTON, TX 77032

LXK7105

Designed By: L.A.	Drawing No.: 4-10
Drawn By: Q.P.	
Checked By: A.B.	

Designed By:	L.A.	Drawing No.:	4-10
Drawn By:	Q.P.		
Checked By:	A.B.		

NOT USED

NOT USED

Side A

Side B

**P**  
**A B**  
**Section**  
**1B**

**P**  
**A B**  
**Section**  
**1C**

Side A

Side B

**P**  
**A B**  
**Section**  
**1B**

**P**  
**A B**  
**Section**  
**1C**

NOT USED

Side A

Side A

Side B

[illegible]

**P**  
**A B**  
Section  
**1A**











[illegible]

HOUSTON  
AIRPORTS

DIRECTOR  
ON AIRPORT SYSTEM



an Association

TERMINAL A/B GARAGE  
3870 NORTH TERMINAL ROAD  
HOUSTON, TX 77032

Y PLAN:

## 2 MESSAGE SCHEDULE GARAGE A/B LEVEL 1 SECTOR 1

Designed By: L.A.  
Drawn By: Q.P.  
Checked By: A.B.

Drawing No.:  
**4-13**

## A Elevator

Notes: Remove all existing wayfinding signs around elevator core areas and patch/paint/repair as required prior to installing new wayfinding signage/painted graphic areas (fabricator/installer to field verify); turn off all power and terminate existing illuminated wayfinding signage as required by all codes (fabricator/installer to field verify)

BEAM



Level Directory

Levels: 2-8  
P. 1.1.1 (1.1.1) Section 2.1.1 (2.1.1)

Level 1

- 1.1.1 Section 1
- 1.1.2 Section 2
- 1.1.3 Section 3

Level 2

- 2.1.1 Section 1
- 2.1.2 Section 2
- 2.1.3 Section 3

Level 3

- 3.1.1 Section 1
- 3.1.2 Section 2
- 3.1.3 Section 3

Level 1: 1.1.1, 1.1.2, 1.1.3

Level 2: 2.1.1, 2.1.2, 2.1.3

P Parking A B  
Level  
1

**S1** AB.L1-087a 5-ID.59

NOTES: Header graphics at all four elevations of elevator core included for this location number; wall elevation conditions shown are artistic representation based on rough site photo surveys; actual wall elevation conditions to be field verified by contractor/installer

S1	AB.L1-087b	5-IN.51
----	------------	---------

S1	AB.L1-087c	5-IN.52
----	------------	---------

S1	AB.L1-087d	5-IN.55
----	------------	---------

S1	AB.L1-087e	5-ID.56b
----	------------	----------

NOTES: Level directory plaque includes a "You Are Here" graphic and is in a unique location per elevator core/level location; artwork included here is representative of final artwork design intent for this location

## A Elevator

Notes: N/A

Side A

CEILING

BEAM

**A Elevator**



**P** Parking **A**  
**Level**  
**1**

S1	AB.L1-088a	5-ID.59
----	------------	---------

**NOTES:** Header graphics at all four elevations of elevator core included for this location number; wall elevation conditions shown are artistic representation based on rough site photo surveys; actual wall elevation conditions to be field verified by contractor/installer

S1	AB.L1-088b	5-IN.51
----	------------	---------

S1	AB.L1-088c	5-IN.52
----	------------	---------

S1	AB.L1-088d	5-IN.55
----	------------	---------

S1	AB.L1-088e	5-ID.56b
----	------------	----------

NOTES: Level directory plaque includes a "You Are Here" graphic and is in a unique location per elevator core/level location; artwork included here is representative of final artwork design intent for this location



[illegible]

WINNER:




APPROVED BY:

DIRECTOR  
HOUSTON AIRPORT SYSTEM

CONSULTANT:



AL:



# IAH TERMINAL A/B GARAGE SIGNAGE AND WAYFINDING

TERMINAL A/B GARAGE  
3870 NORTH TERMINAL ROAD  
HOUSTON, TX 77032

\* NO:

 $\text{NO}_2$ 

S NO: 749A

Y PLAN:

Jobs Project No.: WHXK710

Working Title:

## 2 MESSAGE SCHEDULE

### GARAGE A/B LEVEL 1

#### SECTOR 1

09/14/2020

Designed By: L.A.	Drawing No.: 4-14
Drawn By: Q.P.	
Checked By: A.B.	

-14

Notes: Remove all existing wayfinding signs around elevator core areas and patch/paint/repair as required prior to installing new wayfinding signage/painted graphic areas (fabricator/installer to field verify); turn off all power and terminate existing illuminated wayfinding signage as required by all codes (fabricator/installer to field verify)

Side A



NOTES: Header graphics at all four elevations of elevator core included for this location number; wall elevation conditions shown are artistic representation based on rough site photo surveys; actual wall elevation conditions to be field verified by contractor/installer

NOTES: Level directory plaque includes a "You Are Here" graphic and is in a unique location per elevator core/level location; artwork included here is representative of final artwork design intent for this location

Notes: N/A

Side A



NOTES: Header graphics at all four elevations of elevator core included for this location number; wall elevation conditions shown are artistic representation based on rough site photo surveys; actual wall elevation conditions to be field verified by contractor/installer

NOTES: Level directory plaque includes a "You Are Here" graphic and is in a unique location per elevator core/level location; artwork included here is representative of final artwork design intent for this location



## VISIONS

[illegible]

WINNER:



APPROVED BY:

DIRECTOR  
HOUSTON AIRPORT SYSTEM

CONSULTANT:



bozan Associates

AL:



# IAH TERMINAL A/B GARAGE SIGNAGE AND WAYFINDING

TERMINAL A/B GARAGE  
3870 NORTH TERMINAL ROAD  
HOUSTON, TX 77032

\* NO:

 $\text{NO}_2$ 

S NO: 749A

Y PLAN:

Jobs Project No.:

KK7105

Working Title:

## 2 MESSAGE SCHEDULE GARAGE A/B LEVEL 1 SECTOR 1

09/14/2020

Designed By:	L.A.	Drawing No.:	4- 15
Drawn By:	Q.P.		
Checked By:	A.B.		

- 15

**S1** AB.L1-091 5-DR.10

Notes: N/A

Side A

Side B

Return to **P** →

Side A

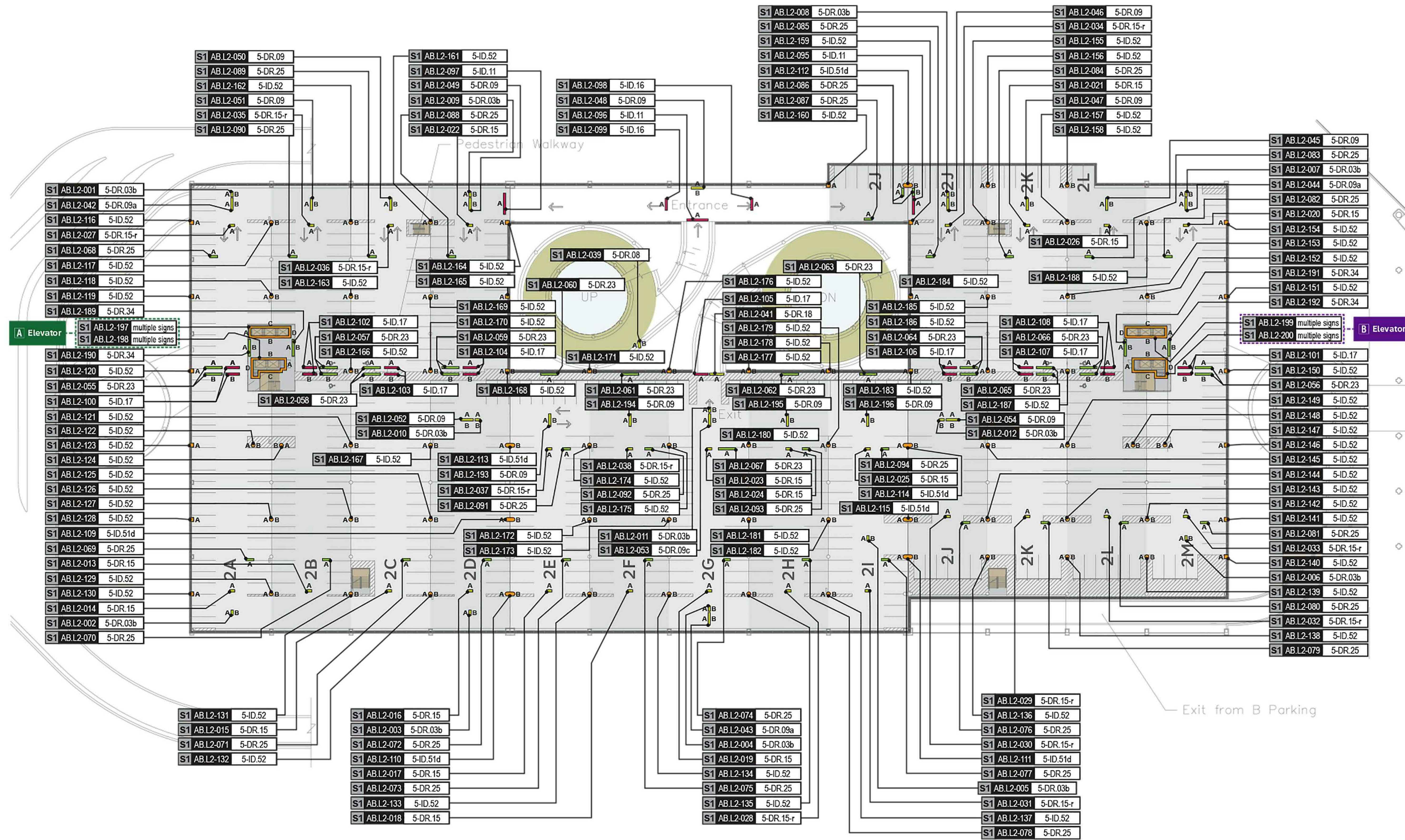
Side B

**Charging Stations  
LEVEL 4**

## STATIONS LEVEL 4

## END OF GARAGE AB: LEVEL 1 - SECTOR 1 MESSAGES





#### GENERAL NOTES

- Sign locations & orientations shown here are approximations based on the most current plan drawings as provided to the designer by the architect at the time of this document's completion. These sign locations are for general design intent & wayfinding planning purposes only. They should not be construed or deemed as absolute or final locations. Field verification, marking & documentation of each final location is to be performed by the Fabricator/Installer & coordinated with project staff & Wayfinding Design Consultants for final approval.
- All final install locations must be marked and verified in the field for proper structural integrity, adequate line of sight, utilities / property-line / other existing signage interferences & must be in complete compliance with all local, state and national codes prior to fabrication or installation.
- Adjustments to the sign locations shown in these drawings must be documented by the Fabricator/Installer, and provided to project staff & Wayfinding Design Consultants for final approval.

**NOTE:** Only priority wayfinding signage & locations as shown in this wayfinding plan package are in scope. All other signage not shown (including traffic control) are NOT IN SCOPE for this project/contract.

#### SIGN LOCATION ANNOTATION LEGEND



#### LOCATION CODE DEFINITIONS:

- AREA OF FOCUS:** (location within Airport)
- TA = Terminal A
  - TB = Terminal B
  - TC = Terminal C
  - TD = Terminal D
  - TE = Terminal E
  - AB = AB Garage
  - CG = C Garage
  - DE = DE Garage
- SIGN TYPE SERIES NO.:** (by Airport Area)
- 1- = Terminals/Concourses
  - 11- = Terminals/Concourses: Temporary
  - 2- = CBP Areas
  - 3- = Curbside/Ground Trans.
  - 4- = Roadways
  - 5- = Parking
- WAYFINDING SIGN TYPE:**
- DR.xx = Directional
  - ID.xx = Identification
  - IN.xx = Informational

#### WAYFINDING SIGN LOCATIONS - Parking:

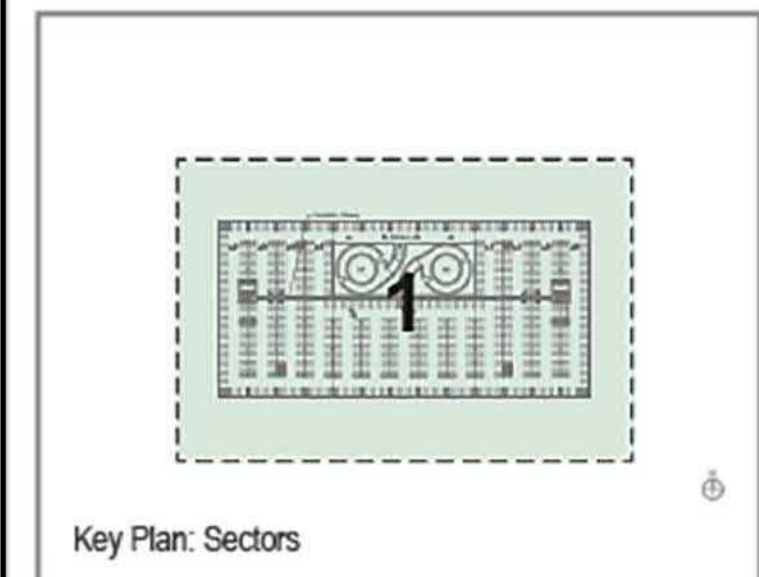
- PEDESTRIAN Signs:**
- A = Directional (DR)
  - B = Identification (ID)
  - C = Informational (IN)
- VEHICULAR Signs:**
- A = Directional (DR)
  - B = Identification (ID)
  - C = Informational (IN)

#### CIRCULATION:

- Public Use PEDESTRIAN Vertical Circulation (i.e. Elevators/Stairs)
- Public Use VEHICULAR Vertical Circulation (i.e. Ramps)
- Areas Not In Scope for this Package



LOCATION PLAN SCALE: 1" = 75'



#### REVISIONS

Mark	Date	Description
0	09/14/2020	ISSUED FOR PERMIT

#### OWNER:




#### APPROVED BY:

DIRECTOR  
HOUSTON AIRPORT SYSTEM

#### CONSULTANT:



#### SEAL:



## IAH TERMINAL A/B GARAGE SIGNAGE AND WAYFINDING

GEORGE BUSH INTERCONTINENTAL AIRPORT  
TERMINAL A/B GARAGE  
3870 NORTH TERMINAL ROAD  
HOUSTON, TX 77032

#### AIP NO.:

#### CIP NO.:

#### HAS NO.:

749A

#### KEY PLAN:

Jacobs Project No.: WHXK7105

#### Drawing Title:

5.1 SIGN LOCATION PLAN  
GARAGE A/B LEVEL 2  
SECTOR 1

#### Date:

09/14/2020

#### Designed By:

L.A.

#### Drawn By:

Q.P.

#### Checked By:

A.B.

5-1







Date	Description
00/11/2020	ISSUED FOR PERMIT

[illegible]

HOUSTON  
AIRPORTS

DIRECTOR  
HOUSTON AIRPORT SYSTEM



TERMINAL A/B GARAGE  
3870 NORTH TERMINAL ROAD  
HOUSTON, TX 77032

NO<sub>2</sub>

**Keywords:** child sexual abuse; disclosure; social support

LXK7105

## 2 MESSAGE SCHEDULE

### GARAGE A/B LEVEL 2

#### SECTOR 1

Designed By: L.A.  
Drawn By: Q.P.  
Checked By: A.B.

Drawing No.:  
**5-3**

-3

Notes: N/A

Side A

Side B

←  Exit

Notes: N/A

Side A

Side B

Exit  →

Notes: N/A

Side A

Side B

Exit  

Notes: N/A

Side A

Side B

←  Exit

Notes: N/A

Side A

Notes: N/A

Side A

Notes: N/A

Side A

Notes: N/A

Side A

←  Exit















[illegible]

HOUSTON  
AIRPORTS

DIRECTOR  
ON AIRPORT SYSTEM



an Association

TERMINAL A/B GARAGE  
3870 NORTH TERMINAL ROAD  
HOUSTON, TX 77032

Y PLAN:

2 MESSAGE SCHEDULE  
GARAGE A/B LEVEL 2  
SECTOR 1

Designed By:	L.A.	Drawing No.:	5-7
Drawn By:	Q.P.		
Checked By:	A.B.		



Side A

Side B

← P A B Level 2

Side A

Side B

← P A B Level 2 ↑

↑ P A B Level 2 →

Side A

Side B

Level 2 →

Side A

Side B

Side A

Side B

P A B Level 2

← P 000 →



[illegible]

HOUSTON  
AIRPORTS

DIRECTOR  
ON AIRPORT SYSTEM



an Association

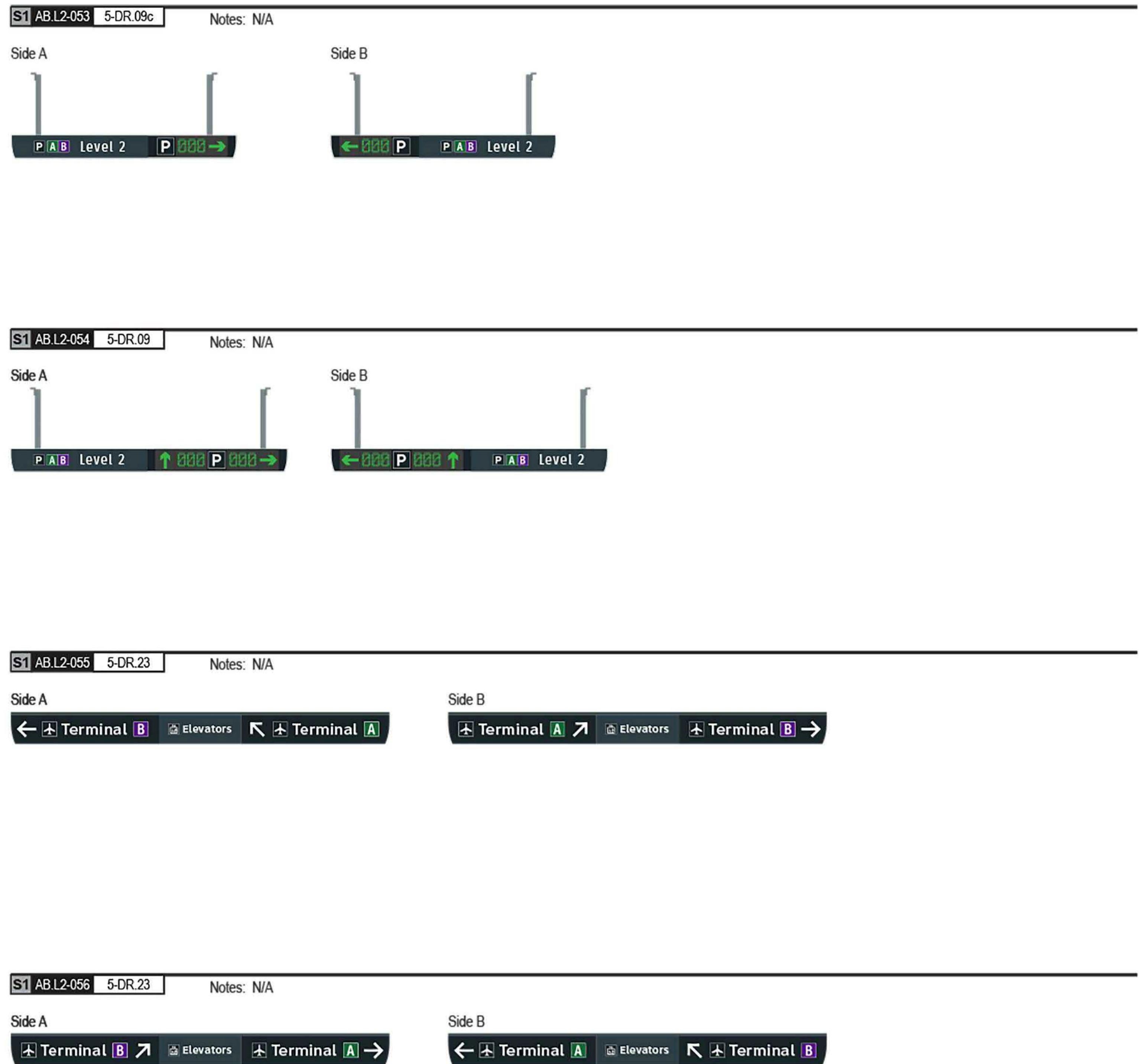
TERMINAL A/B GARAGE  
3870 NORTH TERMINAL ROAD  
HOUSTON TX 77032

Y PLAN:

2 MESSAGE SCHEDULE  
GARAGE A/B LEVEL 2  
SECTOR 1

Designed By: L.A.  
Drawn By: Q.P.  
Checked By: A.B.

Drawing No.:  
**5-8**





Date	Description
09/14/2020	ISSUED FOR PERMIT

[illegible]

HOUSTON  
AIRPORTS

DIRECTOR  
HOUSTON AIRPORT SYSTEM



TERMINAL A/B GARAGE  
3870 NORTH TERMINAL ROAD  
HOUSTON, TX 77032

Y PLAN:

Jobs Project No.: WHXK7105

09/14/2020

Designed By:	L.A.	Drawing No.:	<b>5-9</b>
Drawn By:	Q.P.		
Checked By:	A.B.		



Date	Description
09/14/2020	ISSUED FOR PERMIT

[illegible]

HOUSTON  
AIRPORTS

DIRECTOR  
HOUSTON AIRPORT SYSTEM



TERMINAL A/B GARAGE  
3870 NORTH TERMINAL ROAD  
HOUSTON, TX 77032

Y PLAN:

Drawing Title:

09/14/2020

Designed By:	L.A.	Drawing No.:	<b>5-10</b>
Drawn By:	Q.P.		
Checked By:	A.B.		



## REVISIONS

[illegible]

**WINNER:**




APPROVED BY:

DIRECTOR  
HOUSTON AIRPORT SYSTEM

CONSULTANT:



REAL:



# IAH TERMINAL A/B GARAGE SIGNAGE AND WAYFINDING

TERMINAL A/B GARAGE  
3870 NORTH TERMINAL ROAD  
HOUSTON, TX 77032

P NO:

P. NO:

AS NO: 7494

### KEY PLAN:

Jacobs Project No.: WHXK710

Drawing Title:

### 5.2 MESSAGE SCHEDULE GARAGE A/B LEVEL 2 SECTOR 1

Date: 09/14/2020

Designed By:	L.A.	Drawing No.:	5-11
Drawn By:	Q.P.		
Checked By:	A.B.		



Date	Description
09/14/2020	ISSUED FOR PERMIT

[illegible]

HOUSTON  
AIRPORTS

DIRECTOR  
HOUSTON AIRPORT SYSTEM



Ozan Associates

TERMINAL A/B GARAGE  
3870 NORTH TERMINAL ROAD  
HOUSTON TX 77032

Y PLAN:

Jobs Project No.: WHXK7105

2. MESSAGE SCHEDULE  
GARAGE A/B LEVEL 2  
SECTOR 1

Designed By: L.A.	Drawing No.: 5-12
Drawn By: Q.P.	
Checked By: A.B.	



Date	Description
09/14/2020	ISSUED FOR PERMIT

[illegible]

HOUSTON  
AIRPORTS

DIRECTOR  
HOUSTON AIRPORT SYSTEM



an Association

TERMINAL A/B GARAGE  
3870 NORTH TERMINAL ROAD  
HOUSTON, TX 77032

NO<sub>2</sub>

S NO:

S NO: 749A

Y PLAN:

Jobs Project No.: WHXK710

2.2 MESSAGE SCHEDULE  
GARAGE A/B LEVEL 2  
SECTOR 1

09/14/2020

Designed By:	L.A.	Drawing No.:	<b>5-13</b>
Drawn By:	Q.P.		
Checked By:	A.B.		







Date	Description
00/11/2020	ISSUED FOR PERMIT

[illegible]

HOUSTON  
AIRPORTS

DIRECTOR  
HOUSTON AIRPORT SYSTEM



TERMINAL A/B GARAGE  
3870 NORTH TERMINAL ROAD  
HOUSTON, TX 77032

Y PLAN:

Jobs Project No.: WHXK7105

09/14/2020

Designed By: L.A.  
 Drawn By: Q.P.  
 Checked By: A.B.

Drawing No.:  
**5-15**

-15

Side A

 **CAUTION: PEDESTRIANS CROSSING** 

 CAUTION: PEDESTRIANS CROSSING 

Side A

 CAUTION: PEDESTRIANS CROSSING 

Side A

 CAUTION: PEDESTRIANS CROSSING 

Side A

**P**  
**A B**  
**Section**  
**2D**

Side B

**P**  
**A B**  
**Section**  
**2E**

Side A

**P**  
**A B**  
**Section**  
**2D**

Side B

**P**  
**A B**  
**Section**  
**2E**

Side A

**P**  
**A B**  
**Section**  
**21**

Side B

**P**  
**A B**  
**Section**  
**2J**

Side A

**P**  
**A B**  
**Section**  
**2J**

Side B

**P**  
**A B**  
**Section**  
**2J**



Date	Description
09/14/2020	ISSUED FOR PERMIT

Date	Description
09/14/2020	ISSUED FOR PERMIT

WINNER:




APPROVED BY:

DIRECTOR  
BOSTON AIRPORT SYSTEM

CONSULTANT:



AL:



# IAH TERMINAL A/B GARAGE SIGNAGE AND WAYFINDING

TERMINAL A/B GARAGE  
3870 NORTH TERMINAL ROAD  
HOUSTON, TX 77032

\* NO:

NO<sub>2</sub>

S NO: 749A

Y PLAN:

Jobs Project No.:

LXK7105

## 2 MESSAGE SCHEDULE

### GARAGE A/B LEVEL 2

#### SECTOR 1

09/14/2020

Designed By: L.A.	Drawing No.: 5-16
Drawn By: Q.P.	
Checked By: A.B.	



Date	Description
09/14/2020	ISSUED FOR PERMIT

[illegible]

HOUSTON  
AIRPORTS

DIRECTOR  
HOUSTON AIRPORT SYSTEM



TERMINAL A/B GARAGE  
3870 NORTH TERMINAL ROAD  
HOUSTON, TX 77032

NO<sub>2</sub>

S NO: 7

S NO: 749A

Y PLAN:

Jobs Project No.:

LXK7105

## 2 MESSAGE SCHEDULE

### GARAGE A/B LEVEL 2

#### SECTOR 1

09/14/2020

Designed By: L.A.	Drawing No.: 5-17
Drawn By: Q.P.	
Checked By: A.B.	



Date	Description
09/14/2020	ISSUED FOR PERMIT

Date	Description
09/14/2020	ISSUED FOR PERMIT

WINNER:




APPROVED BY:

DIRECTOR  
USTON AIRPORT SYSTEM

CONSULTANT:



AL:



# IAH TERMINAL A/B GARAGE SIGNAGE AND WAYFINDING

TERMINAL A/B GARAGE  
3870 NORTH TERMINAL ROAD  
HOUSTON, TX 77032

\* NO:

NO<sub>2</sub>

S NO: 749A

Y PLAN:

Jobs Project No.:

LXK7105

## 2.2 MESSAGE SCHEDULE

### GARAGE A/B LEVEL 2

#### SECTOR 1

09/14/2020

Designed By: L.A.  
Drawn By: Q.P.  
Checked By: A.B.

Drawing No.:  
**5-18**



Date	Description
09/14/2020	ISSUED FOR PERMIT

[illegible]

DIRECTOR  
HOUSTON AIRPORT SYSTEM



TERMINAL A/B GARAGE  
3870 NORTH TERMINAL ROAD  
HOUSTON, TX 77032

NO<sub>2</sub>

S NO: 7

S NO: 749A

Y PLAN:

Jobs Project No.:

HXK7105

## 2 MESSAGE SCHEDULE

### GARAGE A/B LEVEL 2

#### SECTOR 1

09/14/2020

Designed By: L.A.	Drawing No.: 5-19
Drawn By: Q.P.	
Checked By: A.B.	



Date	Description
09/14/2020	ISSUED FOR PERMIT

[illegible]

HOUSTON  
AIRPORTS

DIRECTOR  
HOUSTON AIRPORT SYSTEM



TERMINAL A/B GARAGE  
3870 NORTH TERMINAL ROAD  
HOUSTON, TX 77032

Y PLAN:

LXK7105

## 2 MESSAGE SCHEDULE

### GARAGE A/B LEVEL 2

#### SECTOR 1

signed By: L.A.

own By: Q.P.

Checked By: A.B.

5-20

9/14/2020 8:58:08 PM



Date	Description
09/14/2020	ISSUED FOR PERMIT

[illegible]

HOUSTON  
AIRPORTS

DIRECTOR  
HOUSTON AIRPORT SYSTEM



TERMINAL A/B GARAGE  
3870 NORTH TERMINAL ROAD  
HOUSTON, TX 77032

NO<sub>2</sub>

S NO: 7

S NO: 749A

Y PLAN:

Jobs Project No.:

LXK7105

## 2 MESSAGE SCHEDULE

### GARAGE A/B LEVEL 2

#### SECTOR 1

09/14/2020

Designed By: L.A.	Drawing No.: 5-21
Drawn By: Q.P.	
Checked By: A.B.	



Date	Description
09/14/2020	ISSUED FOR PERMIT

[illegible]

HOUSTON  
AIRPORTS

DIRECTOR  
HOUSTON AIRPORT SYSTEM



TERMINAL A/B GARAGE  
3870 NORTH TERMINAL ROAD  
HOUSTON, TX 77032

PLAN:

Working Title:

09/14/2020

Designed By: L.A.  
 Drawn By: Q.P.  
 Checked By: A.B.

Drawing No.:  
**5-22**



Date	Description
09/14/2020	ISSUED FOR PERMIT

[illegible]

HOUSTON  
AIRPORTS

DIRECTOR  
HOUSTON AIRPORT SYSTEM



TERMINAL A/B GARAGE  
3870 NORTH TERMINAL ROAD  
HOUSTON, TX 77032

Y PLAN:

Working Title:

09/14/2020

-23

**P**  
**A B**  
**Section**  
**2D**

**P**  
**A B**  
**Section**  
**2D**

**P**  
**A B**  
**Section**  
**2F**

**P**  
**A B**  
**Section**  
**2F**

**P**  
**A B**  
**Section**  
**2G**

**P**  
**A B**  
**Section**  
**2F**

**P**  
**A B**  
**Section**  
**2G**

**P**  
**A B**  
**Section**  
**2G**



Date	Description
09/14/2020	ISSUED FOR PERMIT

Date	Description
09/14/2020	ISSUED FOR PERMIT

WINNER:




APPROVED BY:

DIRECTOR  
USTON AIRPORT SYSTEM

CONSULTANT:



AL:



# IAH TERMINAL A/B GARAGE SIGNAGE AND WAYFINDING

TERMINAL A/B GARAGE  
3870 NORTH TERMINAL ROAD  
HOUSTON, TX 77032

\* NO:

NO<sub>2</sub>

S NO: 749A

Y PLAN:

Jobs Project No.:	WHXK7105
-------------------	----------

Working Title:

## 2 MESSAGE SCHEDULE

### GARAGE A/B LEVEL 2

#### SECTOR 1

09/14/2020

Designed By: L.A.  
Drawn By: Q.P.  
Checked By: A.B.

Drawing No.:  
**5-24**



Date	Description
09/14/2020	ISSUED FOR PERMIT

[illegible]

DIRECTOR  
HOUSTON AIRPORT SYSTEM

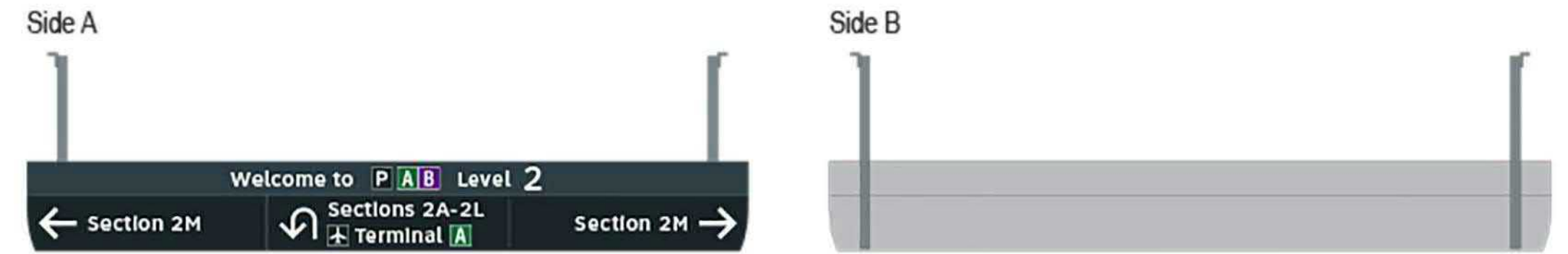
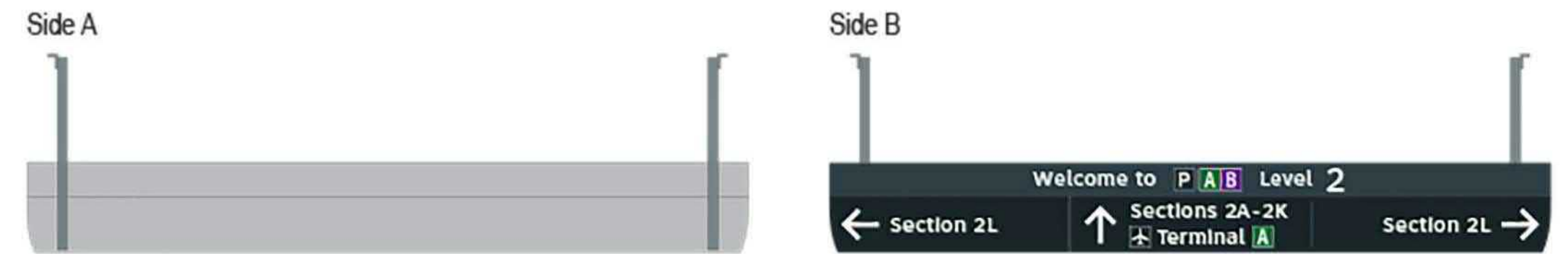
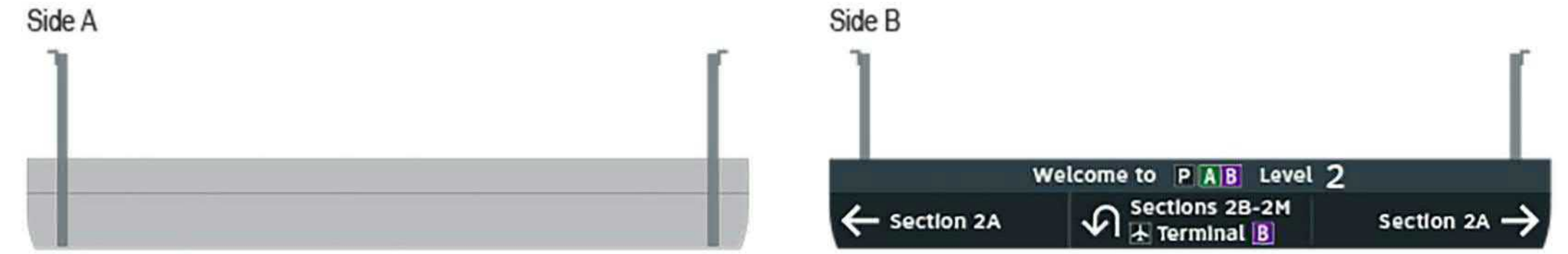
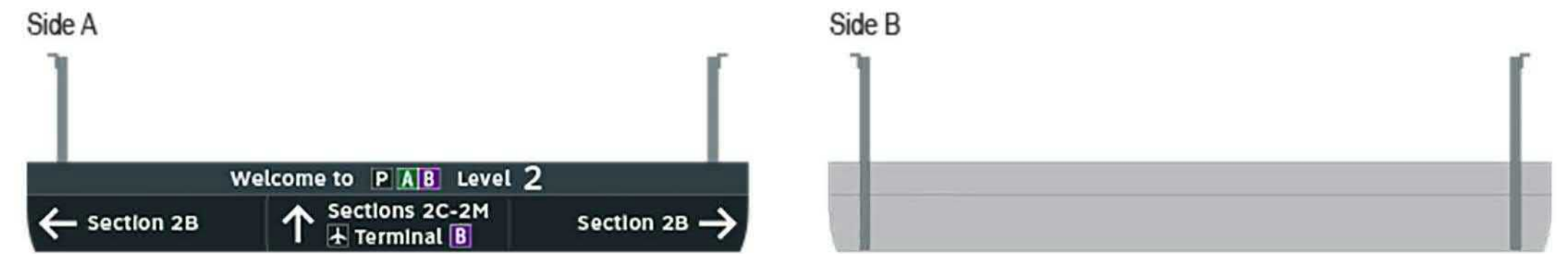
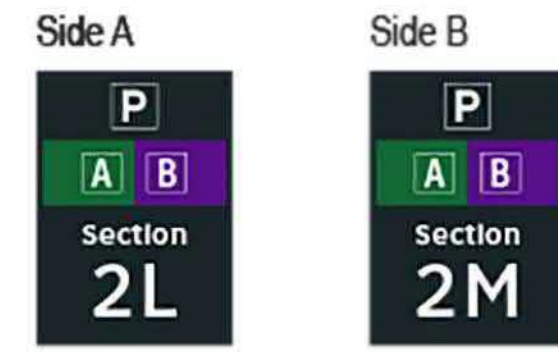
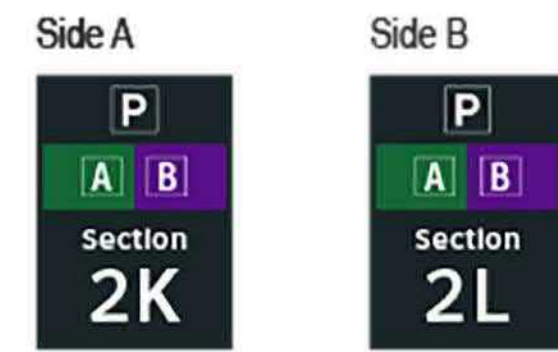
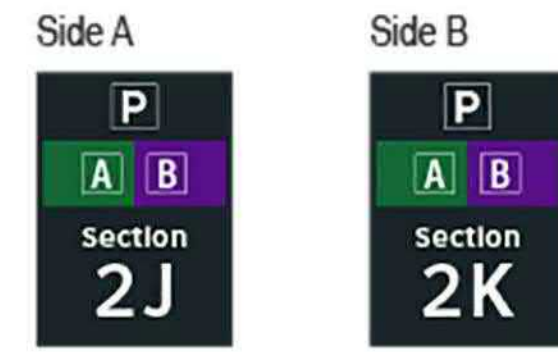
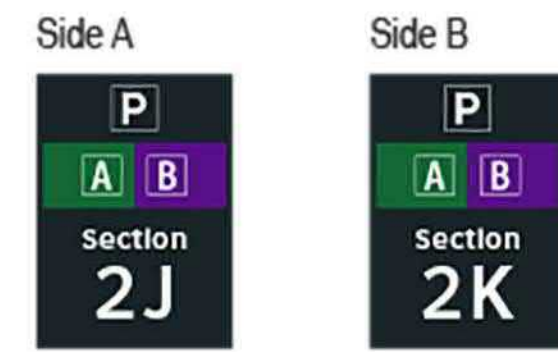


TERMINAL A/B GARAGE  
3870 NORTH TERMINAL ROAD  
HOUSTON, TX 77032

Y PLAN:

## 2.2 MESSAGE SCHEDULE GARAGE A/B LEVEL 2 SECTOR 1

Designed By:	L.A.	Drawing No.:	5-25
Drawn By:	Q.P.		
Checked By:	A.B.		





## VISIONS

[illegible]

WINNER:



APPROVED BY:

DIRECTOR  
HOUSTON AIRPORT SYSTEM

CONSULTANT:



AL:



## IAH TERMINAL A/B GARAGE SIGNAGE AND WAYFINDING

TERMINAL A/B GARAGE  
3870 NORTH TERMINAL ROAD  
HOUSTON, TX 77032

\* NO:

 $\text{NO}_2$ 

S NO: 749A

Y PLAN:

Jobs Project No.:	WHXK7105
-------------------	----------

Working Title:

## 2 MESSAGE SCHEDULE

### GARAGE A/B LEVEL 2

#### SECTOR 1

09/14/2020

Designed By:	L.A.	Drawing No.:	5-26
Drawn By:	Q.P.		
Checked By:	A.B.		

-26

**ELEVATOR CORE SIGNAGE CONTINUED ON NEXT SHEET**











[illegible]

WINNER:




APPROVED BY:

DIRECTOR  
HOUSTON AIRPORT SYSTEM

CONSULTANT:



AL:



# IAH TERMINAL A/B GARAGE SIGNAGE AND WAYFINDING

TERMINAL A/B GARAGE  
3870 NORTH TERMINAL ROAD  
HOUSTON, TX 77032

\* NO:

 $\text{NO}_2$ 

S NO: 749A

Y PLAN:

Jobs Project No.: WHXK710

Working Title:

## 2 MESSAGE SCHEDULE

### GARAGE A/B LEVEL 2

#### SECTOR 1

09/14/2020

Designed By: L.A.  
Drawn By: Q.P.  
Checked By: A.B.

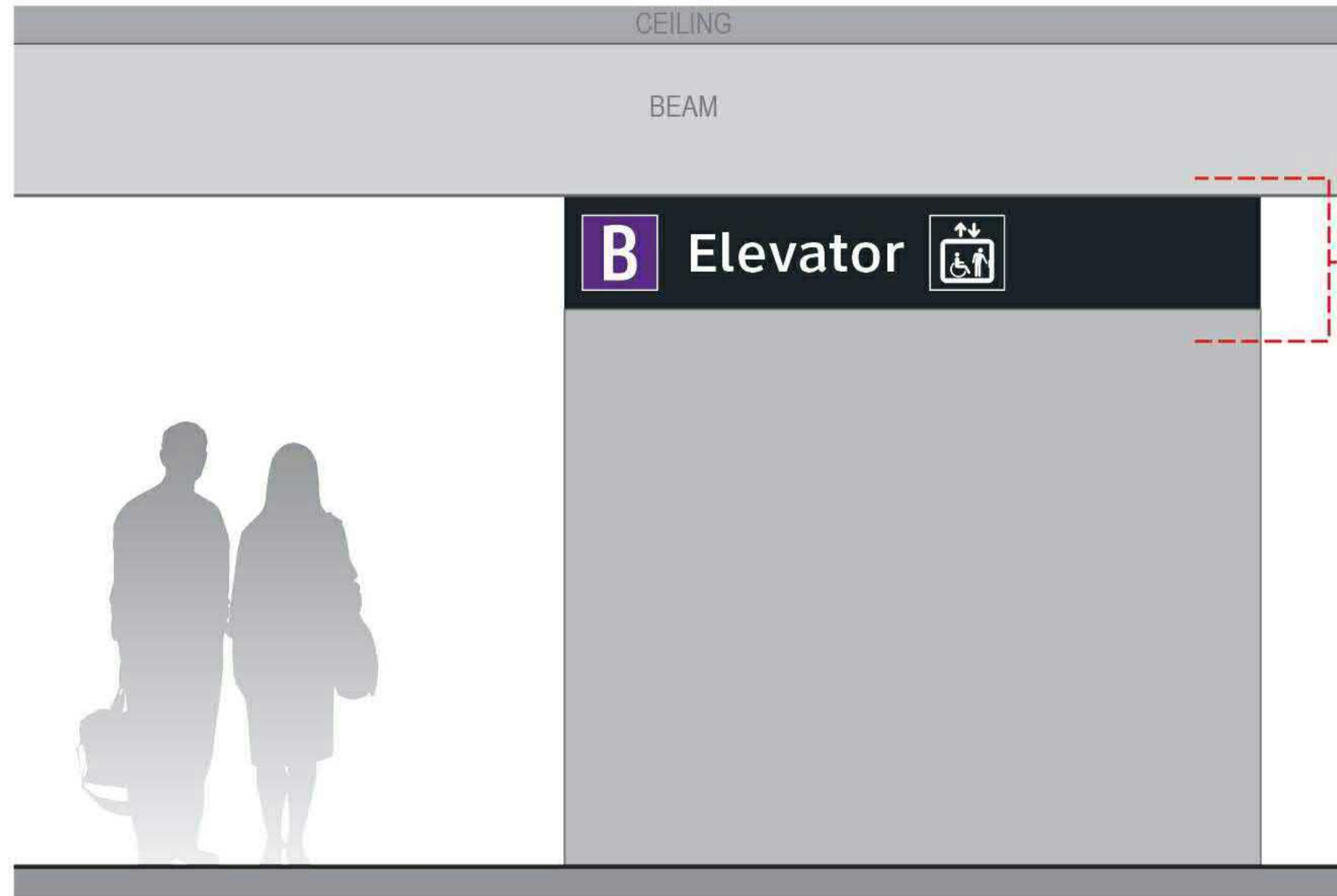
Drawing No.:  
**5-29**

-29

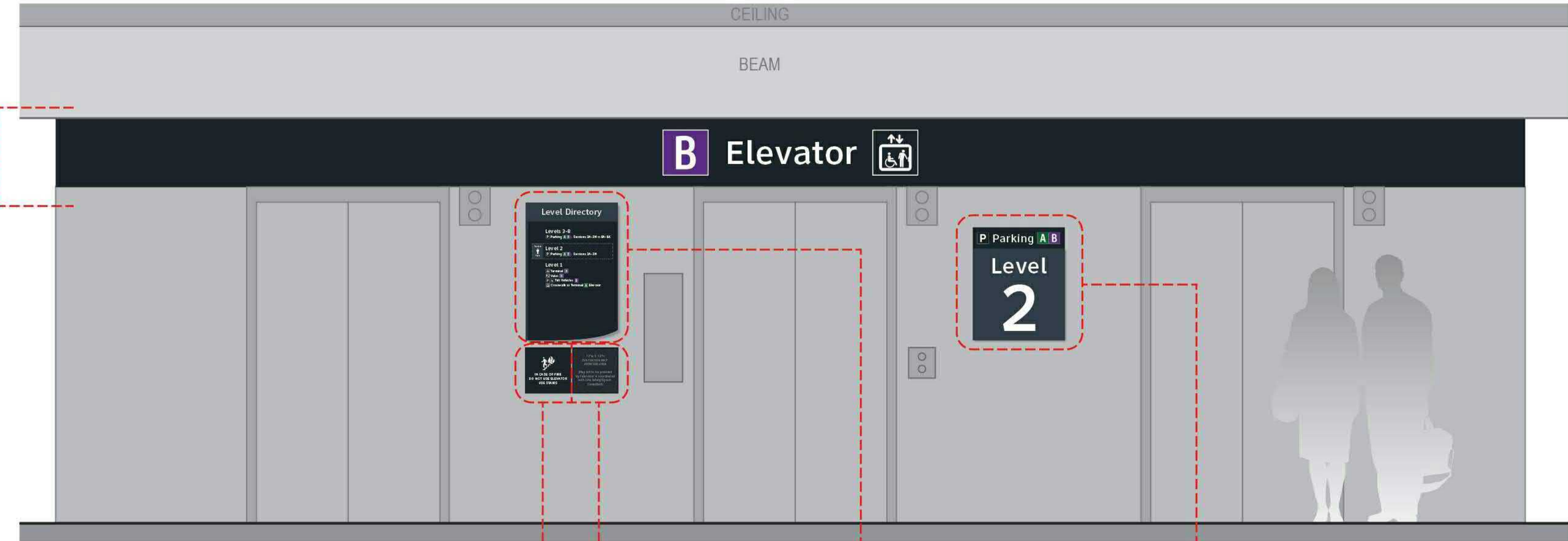
## B Elevator

Notes: Remove all existing wayfinding signs around elevator core areas and patch/paint/repair as required prior to installing new wayfinding signage/painted graphic areas (fabricator/installer to field verify); turn off all power and terminate existing illuminated wayfinding signage as required by all codes (fabricator/installer to field verify)

Side A



Side B



**NOTES:** Header graphics at all four elevations of elevator core included for this location number; wall elevation conditions shown are artistic representation based on rough site photo surveys; actual wall elevation conditions to be field verified by contractor/installer

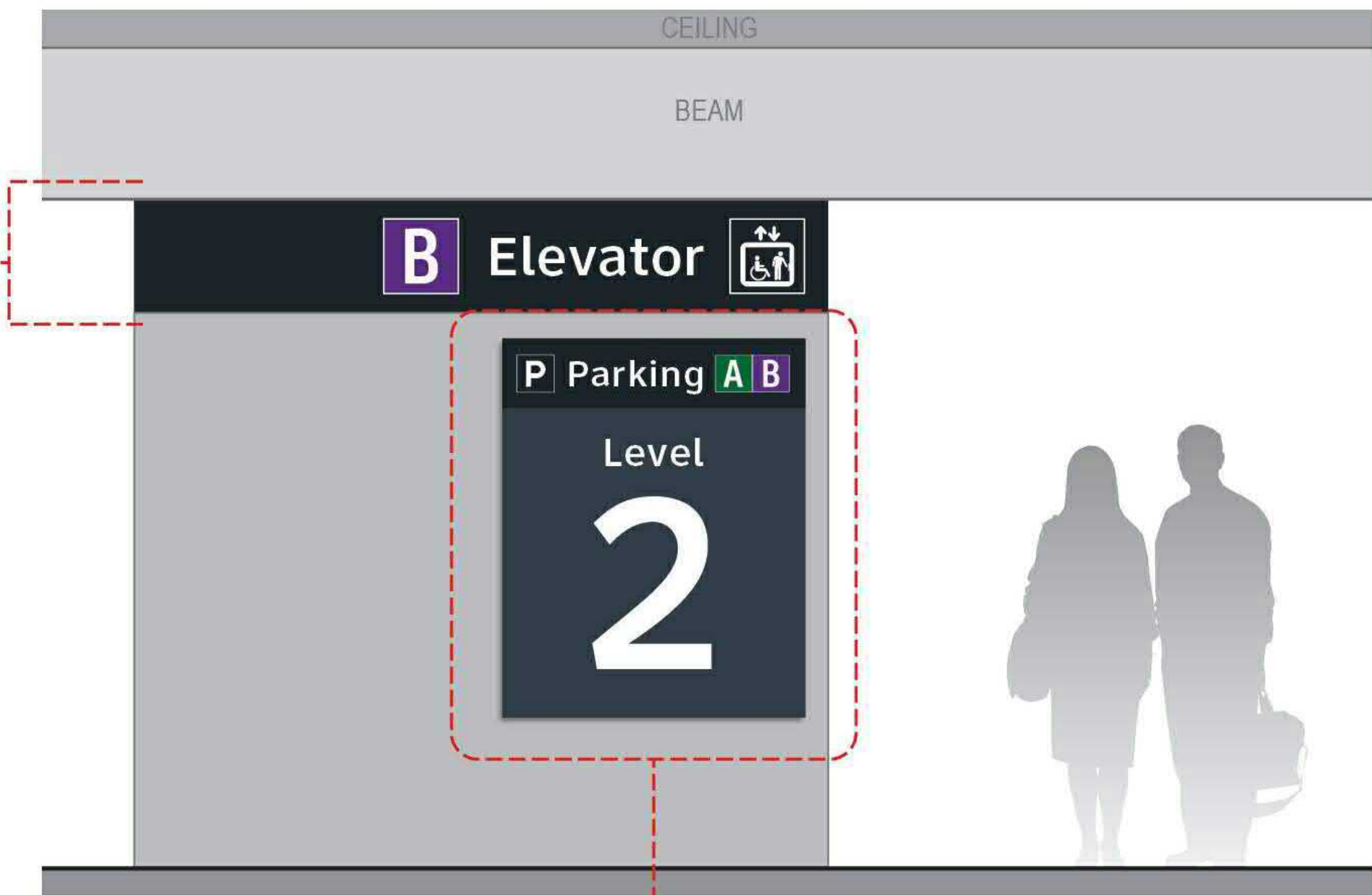
S1	AB.L2-199e	5-ID.56b
----	------------	----------

NOTES: Level directory plaque includes a "You Are Here" graphic and is in a unique location per elevator core/level location; artwork included here is representative of final artwork design intent for this location

Side C



Side D

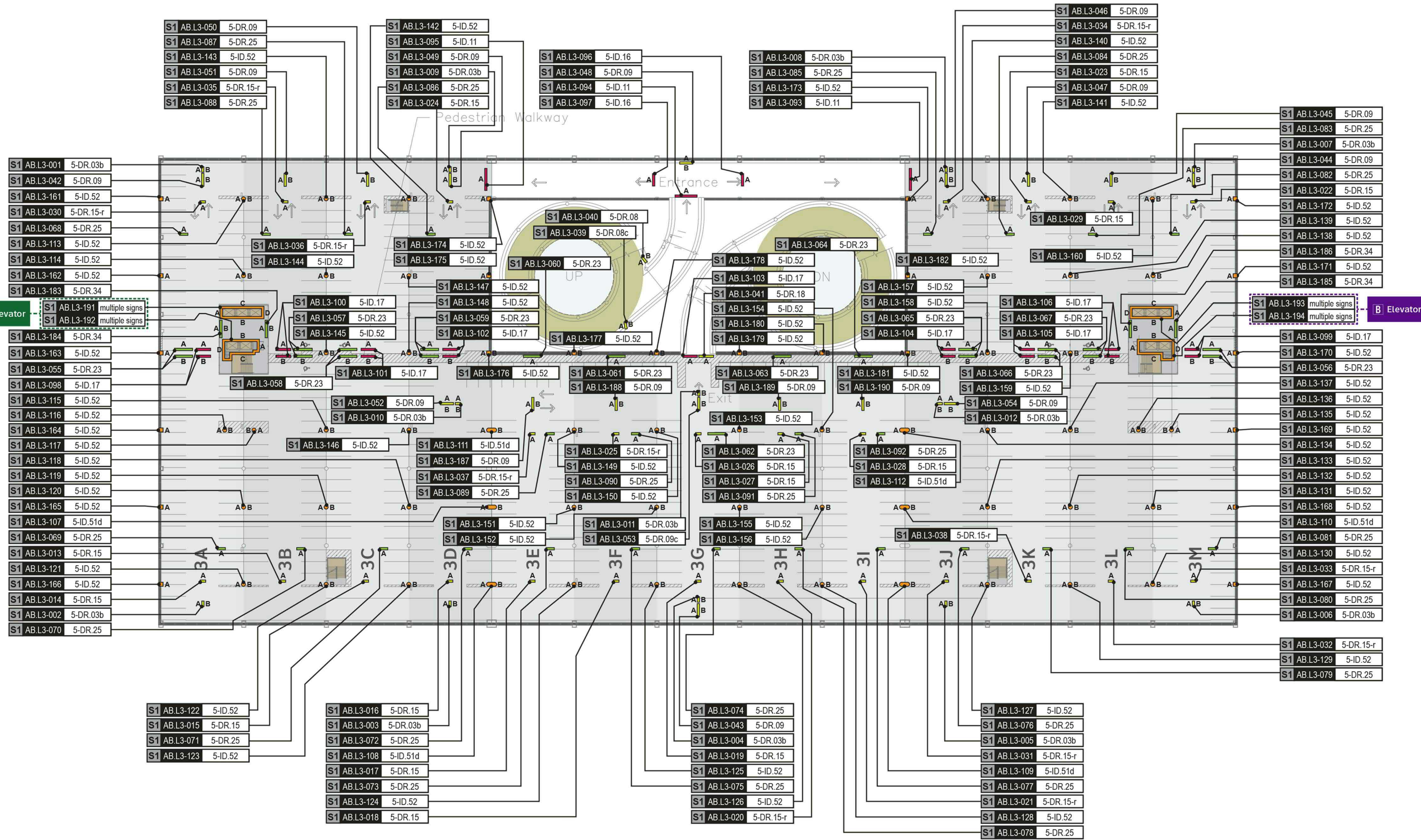


S1	AB.L2-199f	5-ID.58b
----	------------	----------







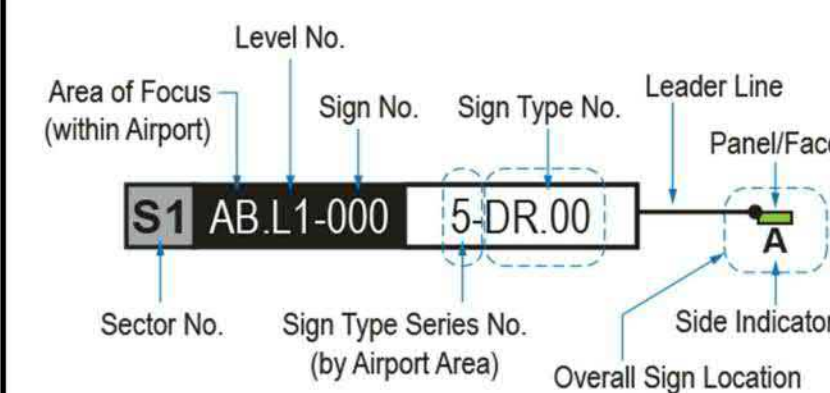


#### GENERAL NOTES

- Sign locations & orientations shown here are approximations based on the most current plan drawings as provided to the designer by the architect at the time of this document's completion. These sign locations are for general design intent & wayfinding planning purposes only. They should not be construed or deemed as absolute or final locations. Field verification, marking & documentation of each final location is to be performed by the Fabricator/Installer & coordinated with project staff & Wayfinding Design Consultants for final approval.
- All final install locations must be marked and verified in the field for proper structural integrity, adequate line of sight, utilities / property-line / other existing signage interferences & must be in complete compliance with all local, state and national codes prior to fabrication or installation.
- Adjustments to the sign locations shown in these drawings must be documented by the Fabricator/Installer, and provided to project staff & Wayfinding Design Consultants for final approval.

**NOTE:** Only priority wayfinding signage & locations as shown in this wayfinding plan package are in scope. All other signage not shown (including traffic control) are NOT IN SCOPE for this project/contract.

#### SIGN LOCATION ANNOTATION LEGEND



#### LOCATION CODE DEFINITIONS:

- AREA OF FOCUS:** (location within Airport)
- TA = Terminal A
  - TB = Terminal B
  - TC = Terminal C
  - TD = Terminal D
  - TE = Terminal E
  - AB = AB Garage
  - CG = C Garage
  - DE = DE Garage
- SIGN TYPE SERIES NO.:** (by Airport Area)
- 1- = Terminals/Concourses
  - 11- = Terminals/Concourses: Temporary
  - 2- = CBP Areas
  - 3- = Curbside/Ground Trans.
  - 4- = Roadways
  - 5- = Parking
- WAYFINDING SIGN TYPE:**
- DR.xx = Directional
  - ID.xx = Identification
  - IN.xx = Informational

#### WAYFINDING SIGN LOCATIONS - Parking:

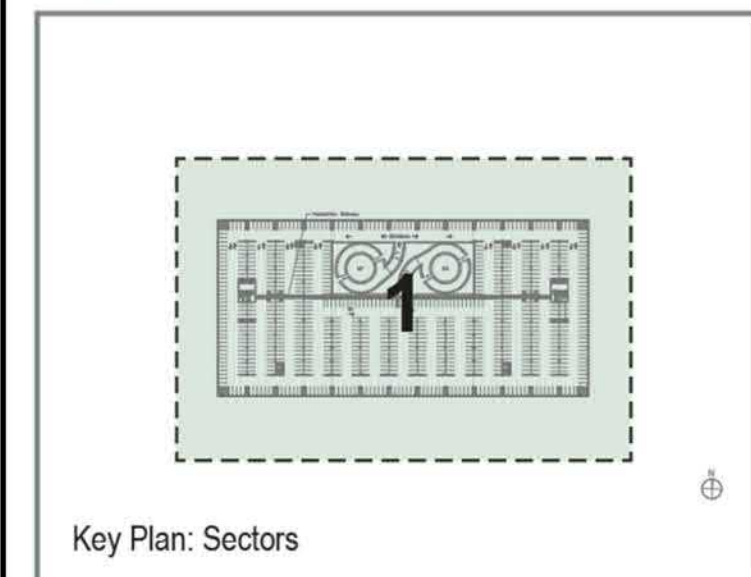
- PEDESTRIAN Signs:**
- A = Directional (DR)
  - B = Identification (ID)
  - C = Informational (IN)
- VEHICULAR Signs:**
- A = Directional (DR)
  - B = Identification (ID)
  - C = Informational (IN)

#### CIRCULATION:

- Public Use PEDESTRIAN Vertical Circulation (i.e. Elevators/Stairs)
- Public Use VEHICULAR Vertical Circulation (i.e. Ramps)
- Areas Not In Scope for this Package



LOCATION PLAN SCALE: 1" = 75'



#### REVISIONS

Mark	Date	Description
0	09/14/2020	ISSUED FOR PERMIT

#### OWNER:



#### APPROVED BY:

DIRECTOR  
HOUSTON AIRPORT SYSTEM

#### CONSULTANT:



#### SEAL:



## IAH TERMINAL A/B GARAGE SIGNAGE AND WAYFINDING

GEORGE BUSH INTERCONTINENTAL AIRPORT  
TERMINAL A/B GARAGE  
3870 NORTH TERMINAL ROAD  
HOUSTON, TX 77032

#### APP NO:

#### CIP NO:

#### HAS NO:

#### KEY PLAN:

Jacobs Project No.: WHXK7105

Drawing Title:

**6.1 SIGN LOCATION PLAN  
GARAGE A/B LEVEL 3  
SECTOR 1**

Date: 09/14/2020

Designed By: L.A. Drawing No.: Q.P.

Checked By: A.B. 6-1



Date	Description
09/14/2020	ISSUED FOR PERMIT

[illegible]

HOUSTON  
AIRPORTS

DIRECTOR  
HOUSTON AIRPORT SYSTEM



TERMINAL A/B GARAGE  
3870 NORTH TERMINAL ROAD  
HOUSTON, TX 77032

 $\text{NO}_2$ 

**Keywords:** child sexual abuse; disclosure; social support

GABA

---

Drawing No.:  
**6-2**

9/14/2020 9:00:06 PM C:\Users\adedej\Documents\WHXK7105\_ARCH\_AdedejE.nt

9/14/2020 9:00:06 PM



Date	Description
09/14/2020	ISSUED FOR PERMIT

[illegible]

HOUSTON  
AIRPORTS

DIRECTOR  
HOUSTON AIRPORT SYSTEM



TERMINAL A/B GARAGE  
3870 NORTH TERMINAL ROAD  
HOUSTON, TX 77032

Y PLAN:

LXK7105

## 2 MESSAGE SCHEDULE

### GARAGE A/B LEVEL 3

#### SECTOR 1

Designed By:	L.A.	Drawing No.:	<b>6-3</b>
Drawn By:	Q.P.		
Checked By:	A.B.		

-3



Notes: N/A

Side B

←  Exit


Notes: N/A

Side B

Exit  

Notes: N/A

Side B

Exit  →

Notes: N/A

Side B



Notes: N/A

←  Exit

Notes: N/A

←  Exit

Notes: N/A



Notes: N/A

← Exit



[illegible]

OWNER




APPROVED BY: \_\_\_\_\_

DIRECTOR  
HOUSTON AIRPORT SYSTEM

CONSULTANT:



SEAL:



# IAH TERMINAL A/B GARAGE SIGNAGE AND WAYFINDING

GEORGE BUSH INTERCONTINENTAL AIRPORT  
TERMINAL A/B GARAGE  
3870 NORTH TERMINAL ROAD  
HOUSTON, TX 77032

AIP NO:

CIP NO:

HAS NO: 749M

KEY PLAN:

Jacobs Project No.: WHXK7105

Drawing Title:

## 6.2 MESSAGE SCHEDULE

### GARAGE A/B LEVEL 3

#### SECTOR 1

Date: 09/14/2020

Designed By: L.A.	Drawing No:
Drawn By: Q.P.	<b>6-4</b>
Checked By: A.B.	

6-4

S1 AB.L3-017 5-DR.15 Notes: N/A

Side A

 Exit

S1 AB.L3-018 5-DR.15 Notes: N/A

Side A

 Exit

S1	AB.L3-019	5-DR.15	Notes: N/A
----	-----------	---------	------------

Side A

 Exit

S1	AB.L3-020	5-DR.15-r	Notes: N/A
----	-----------	-----------	------------

Side A

Exit  →

S1 AB.L3-021 5-DR.15-r Notes: N/A

Side A

Exit  →

S1 AB.L3-022 5-DR.15 Notes: N/A

Side A

 Exit

S1 AB.L3-023 5-DR.15 Notes: N/A

Side A

 Exit

S1	AB.L3-024	5-DR.15	Notes: N/A
----	-----------	---------	------------

Side A

←  Exit



[illegible]

HOUSTON  
AIRPORTS

DIRECTOR  
HOUSTON AIRPORT SYSTEM



bozanAssociates

TERMINAL A/B GARAGE  
3870 NORTH TERMINAL ROAD  
HOUSTON, TX 77032

Y PLAN:

LXK7105

## 2 MESSAGE SCHEDULE

### GARAGE A/B LEVEL 3

#### SECTOR 1

Designed By: L.A.	Drawing No.: 6-5
Drawn By: Q.P.	
Checked By: A.B.	

Notes: N/A

Exit  

Notes: N/A

↑  Exit

Notes: N/A

←  Exit

Notes: N/A

←  Exit

Notes: N/A



Notes: N/A

Exit  -

Notes: N/A

Exit  -

Notes: N/A

Exit 



Date	Description
09/14/2020	ISSUED FOR PERMIT

[illegible]

HOUSTON  
AIRPORTS

DIRECTOR  
HOUSTON AIRPORT SYSTEM



TERMINAL A/B GARAGE  
3870 NORTH TERMINAL ROAD  
HOUSTON, TX 77032

NO<sub>2</sub>

S NO: 7

S NO: 749A

Y PLAN:

Jobs Project No.:

LXK7105

Working Title:

## 2 MESSAGE SCHEDULE

### GARAGE A/B LEVEL 3

#### SECTOR 1

09/14/2020

Designed By: L.A.  
 Drawn By: Q.P.  
 Checked By: A.B.

Drawing No.:  
**6-6**

-6

Notes: N/A

Exit  

Notes: N/A

Exit  →

Notes: N/A

Exit  →

Notes: N/A

Exit  →

Notes: N/A

Exit  

Notes: N/A

Exit  →

Notes: N/A

Side B

P A B Level 3  
↑ P 0000 ♿ 00

Notes: N/A

NOT USED



[illegible]

OWNER:



APPROVED BY: \_\_\_\_\_

DIRECTOR  
HOUSTON AIRPORT SYSTEM

CONSULTANT:



REAL:



# IAH TERMINAL A/B GARAGE SIGNAGE AND WAYFINDING

TERMINAL A/B GARAGE  
3870 NORTH TERMINAL ROAD  
HOUSTON, TX 77032

P NO:

IP NO:

AS NO: 749A

KEY PLAN:

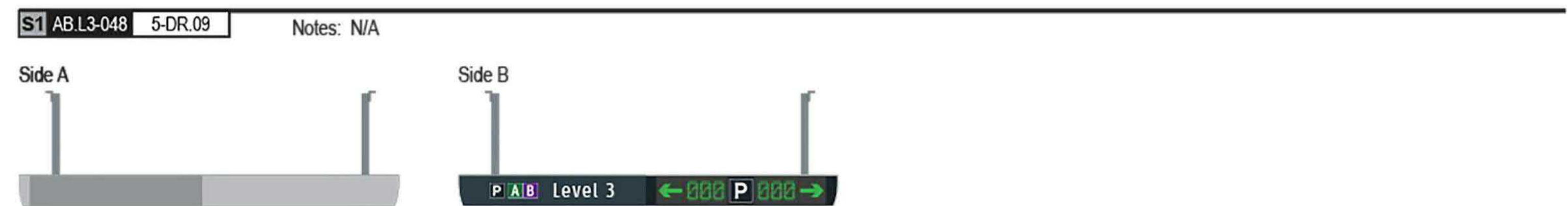
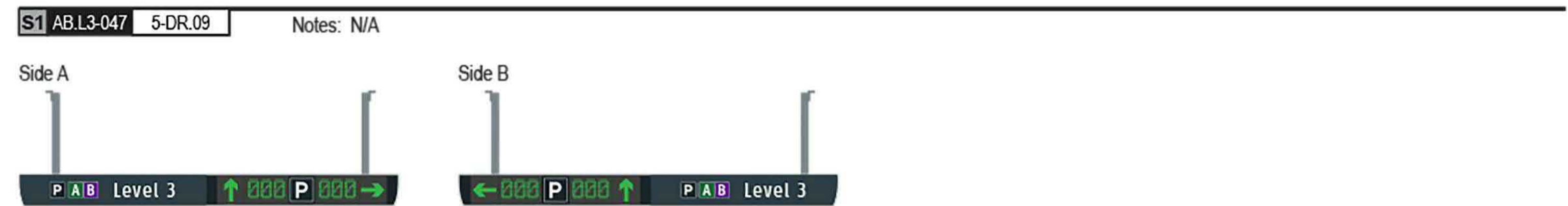
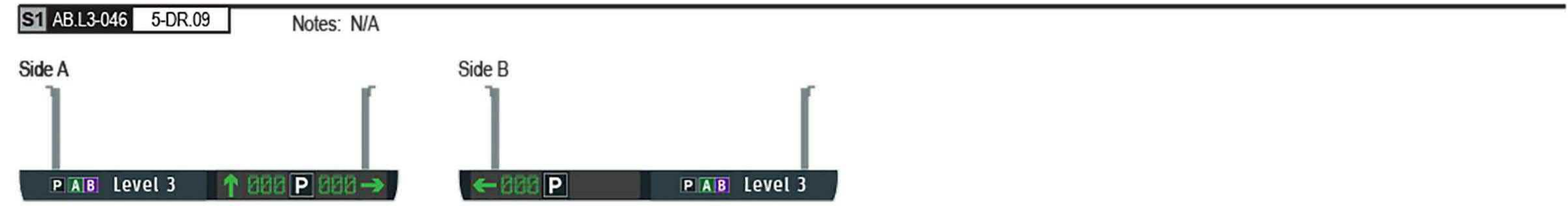
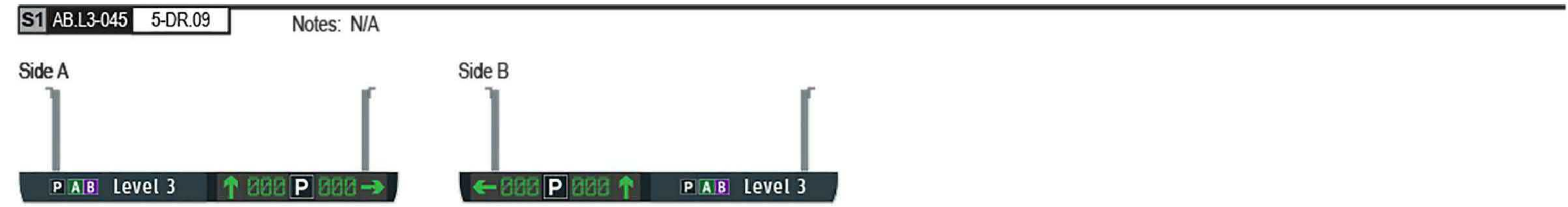
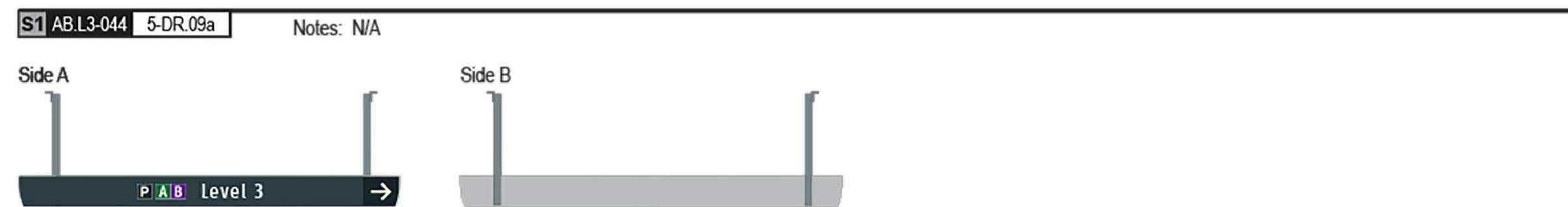
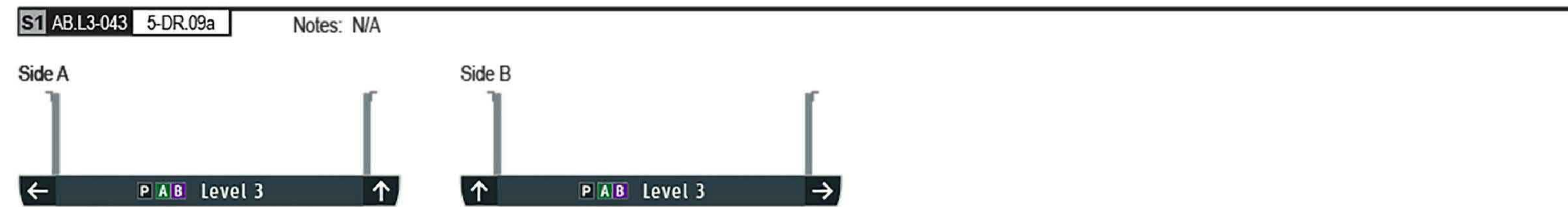

Jacobs Project No.:	WHXK7105
---------------------	----------

Drawing Title:

**6.2 MESSAGE SCHEDULE  
GARAGE A/B LEVEL 3  
SECTOR 1**

ate: 09/14/2020

Designed By: L.A. | Drawing No.:  
 Drawn By: Q.P. | **6-7**  
 Checked By: A.B.





[illegible]

HOUSTON  
AIRPORTS

DIRECTOR  
ON AIRPORT SYSTEM



an Association

TERMINAL A/B GARAGE  
3870 NORTH TERMINAL ROAD  
HOUSTON TX 77032

Y PLAN:

2 MESSAGE SCHEDULE  
GARAGE A/B LEVEL 3  
SECTOR 1

Designed By: L.A.  
Drawn By: Q.P.  
Checked By: A.B.

Drawing No.:  
**6-8**





[illegible]

**OWNER:**




APPROVED BY \_\_\_\_\_

DIRECTOR  
HOUSTON AIRPORT SYSTEM

CONSULTANT:



## REAL:



# IAH TERMINAL A/B GARAGE SIGNAGE AND WAYFINDING

TERMINAL A/B GARAGE  
3870 NORTH TERMINAL ROAD  
HOUSTON, TX 77032

P NO:

IP NO:

AS NO: 749A

**KEY PLAN:**

Jacobs Project No.: WHXK710

6.2 MESSAGE SCHEDULING  
GARAGE A/B LEVEL 3  
SECTOR 1

ate: 09/14/2020

Designed By:	L.A.	Drawing No: <b>6-9</b>
Drawn By:	Q.P.	
Checked By:	A.B.	



Date	Description
09/14/2020	ISSUED FOR PERMIT

[illegible]

HOUSTON  
AIRPORTS

DIRECTOR  
HOUSTON AIRPORT SYSTEM



Ozan Associates

TERMINAL A/B GARAGE  
3870 NORTH TERMINAL ROAD  
HOUSTON, TX 77032

Y PLAN:

Working Title:

09/14/2020

Designed By: L.A.	Drawing No.:
Drawn By: Q.P.	<b>6-10</b>
Checked By: A.B.	



Date	Description
09/14/2020	ISSUED FOR PERMIT

[illegible]

HOUSTON  
AIRPORTS

DIRECTOR  
HOUSTON AIRPORT SYSTEM



an Association

TERMINAL A/B GARAGE  
3870 NORTH TERMINAL ROAD  
HOUSTON TX 77032

NO<sub>2</sub>

6-11

Notes: N/A

↑  **Terminals** **A** **B**

Notes: N/A

↑  Terminals **A** **B**

Notes: N/A

↑  Terminals **A** **B**

Notes: N/A

↑ ✈ Terminals **A** **B**

Notes: N/A

↑ ✈ Terminals **A** **B**

Notes: N/A

↑  **Terminals** **A** **B**

Notes: N/A

↑  Terminals **A** **B**

Notes: N/A

↑  **Terminals** **A** **B**























Date	Description
09/14/2020	ISSUED FOR PERMIT

[illegible]

HOUSTON  
AIRPORTS

DIRECTOR  
HOUSTON AIRPORT SYSTEM



TERMINAL A/B GARAGE  
3870 NORTH TERMINAL ROAD  
HOUSTON, TX 77032

Y PLAN:

K7105

## 2 MESSAGE SCHEDULE

### GARAGE A/B LEVEL 3

#### SECTOR 1

Designed By: L.A.	Drawing No.: 6-17
Drawn By: Q.P.	
Checked By: A.B.	







Date	Description
09/14/2020	ISSUED FOR PERMIT

Date	Description
09/14/2020	ISSUED FOR PERMIT

WINNER:




APPROVED BY:

DIRECTOR  
USTON AIRPORT SYSTEM

CONSULTANT:



AL:



# IAH TERMINAL A/B GARAGE SIGNAGE AND WAYFINDING

TERMINAL A/B GARAGE  
3870 NORTH TERMINAL ROAD  
HOUSTON, TX 77032

\* NO:

NO<sub>2</sub>

S NO: 749A

Y PLAN:

Jobs Project No.:	WHXK7105
-------------------	----------

Working Title:

## 2 MESSAGE SCHEDULE

### GARAGE A/B LEVEL 3

#### SECTOR 1

09/14/2020

Designed By: L.A.	Drawing No.: 6-19
Drawn By: Q.P.	
Checked By: A.B.	



Date	Description
09/14/2020	ISSUED FOR PERMIT

[illegible]

HOUSTON  
AIRPORTS

DIRECTOR  
HOUSTON AIRPORT SYSTEM



TERMINAL A/B GARAGE  
3870 NORTH TERMINAL ROAD  
HOUSTON, TX 77032

Y PLAN:

K7105

## 2 MESSAGE SCHEDULE

### GARAGE A/B LEVEL 3

#### SECTOR 1

own By: Q.P.

20



Date	Description
09/14/2020	ISSUED FOR PERMIT

Date	Description
09/14/2020	ISSUED FOR PERMIT

WINNER:



APPROVED BY:

DIRECTOR  
HOUSTON AIRPORT SYSTEM

CONSULTANT:



AL:



# IAH TERMINAL A/B GARAGE SIGNAGE AND WAYFINDING

TERMINAL A/B GARAGE  
3870 NORTH TERMINAL ROAD  
HOUSTON, TX 77032

\* NO:

 $\text{NO}_2$ 

S NO: 749A

Y PLAN:

Jobs Project No.: WHXK7105

Working Title:

## 2 MESSAGE SCHEDULE

### GARAGE A/B LEVEL 3

#### SECTOR 1

09/14/2020

Designed By:	L.A.	Drawing No.:	6-21
Drawn By:	Q.P.		
Checked By:	A.B.		











Date	Description
09/14/2020	ISSUED FOR PERMIT

[illegible]

HOUSTON  
AIRPORTS

DIRECTOR  
ON AIRPORT SYSTEM



an Associates

TERMINAL A/B GARAGE  
3870 NORTH TERMINAL ROAD  
HOUSTON, TX 77032

 $\text{NO}_2$ 

S NO: 7

Jobs Project No.: WHXK7105

## 2 MESSAGE SCHEDULE

### GARAGE A/B LEVEL 3

#### SECTOR 1

09/14/2020

Designed By:	L.A.	Drawing No.:	<b>6-24</b>
Drawn By:	Q.P.		
Checked By:	A.B.		



[illegible]

WINNER:



APPROVED BY: \_\_\_\_\_

DIRECTOR  
HOUSTON AIRPORT SYSTEM

CONSULTANT:



Bozan Associates

AL:



# IAH TERMINAL A/B GARAGE SIGNAGE AND WAYFINDING

TERMINAL A/B GARAGE  
3870 NORTH TERMINAL ROAD  
HOUSTON, TX 77032

\* NO:

 $\text{NO}_2$ 

S NO: 749A

Y PLAN:

Jobs Project No.:	WHXK7105
-------------------	----------

Working Title:

## 2 MESSAGE SCHEDULE

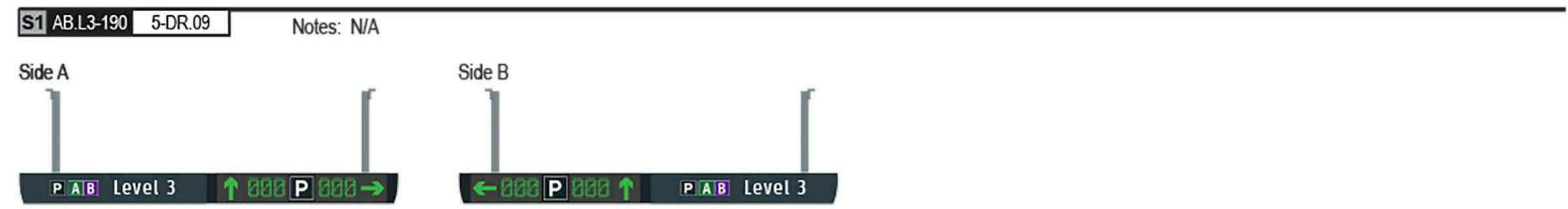
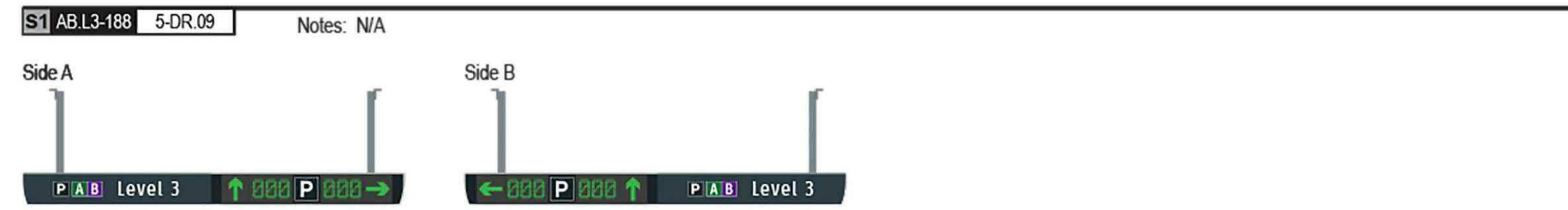
### GARAGE A/B LEVEL 3

#### SECTOR 1

09/14/2020

Designed By: L.A.  
 Drawn By: Q.P.  
 Checked By: A.B.

Drawing No.:  
**6-25**



**ELEVATOR CORE SIGNAGE CONTINUED ON NEXT SHEET**



[illegible]

WINNER:




APPROVED BY:

DIRECTOR  
HOUSTON AIRPORT SYSTEM

CONSULTANT:



AL:



# IAH TERMINAL A/B GARAGE SIGNAGE AND WAYFINDING

TERMINAL A/B GARAGE  
3870 NORTH TERMINAL ROAD  
HOUSTON, TX 77032

\* NO:

 $\text{NO}_2$ 

S NO: 749A

Y PLAN:

Jobs Project No.: WHXK710

Working Title:

## 2.2 MESSAGE SCHEDULE GARAGE A/B LEVEL 3 SECTOR 1

09/14/2020

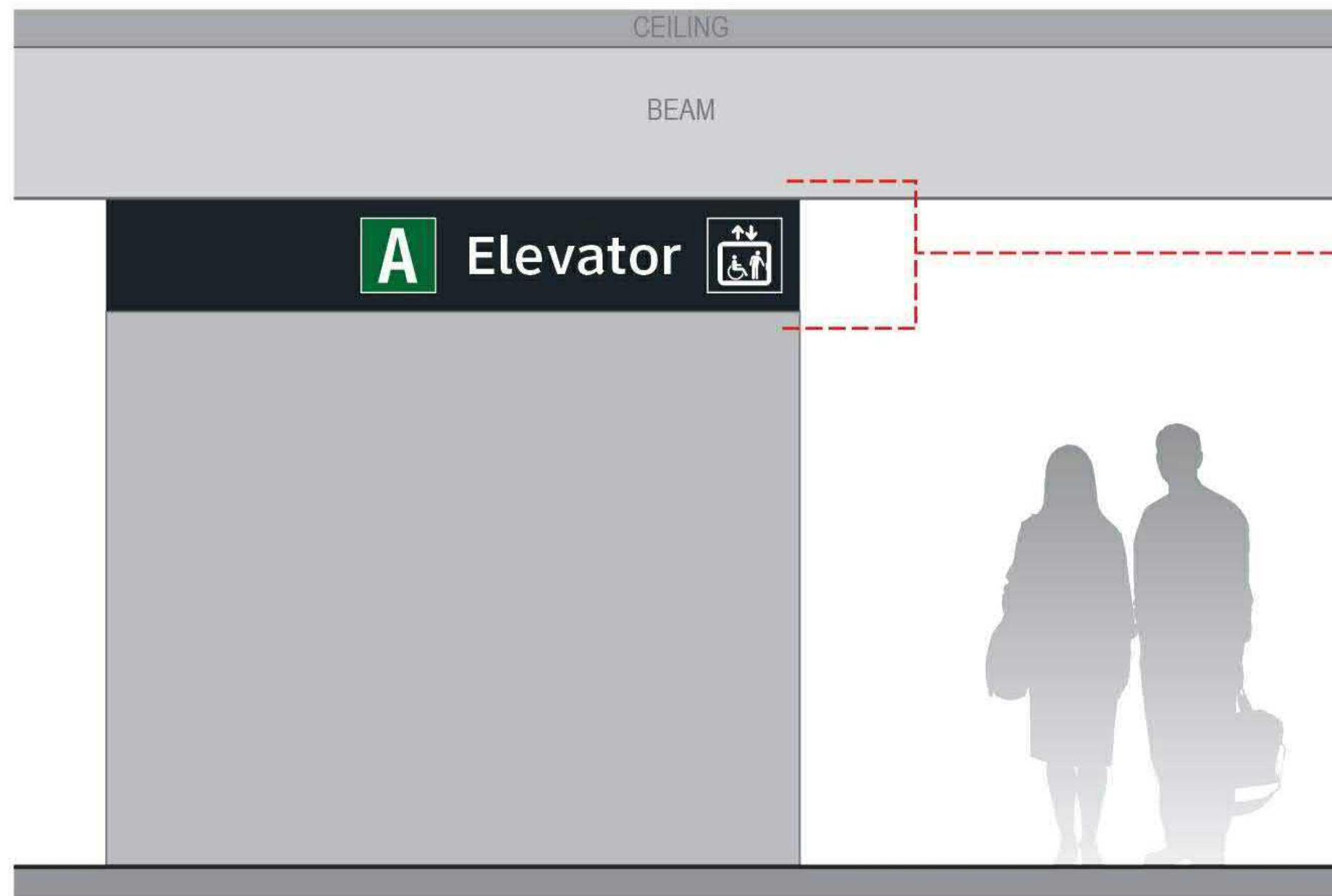
Designed By: L.A.	Drawing No.: 6-26
Drawn By: Q.P.	
Checked By: A.B.	

-26

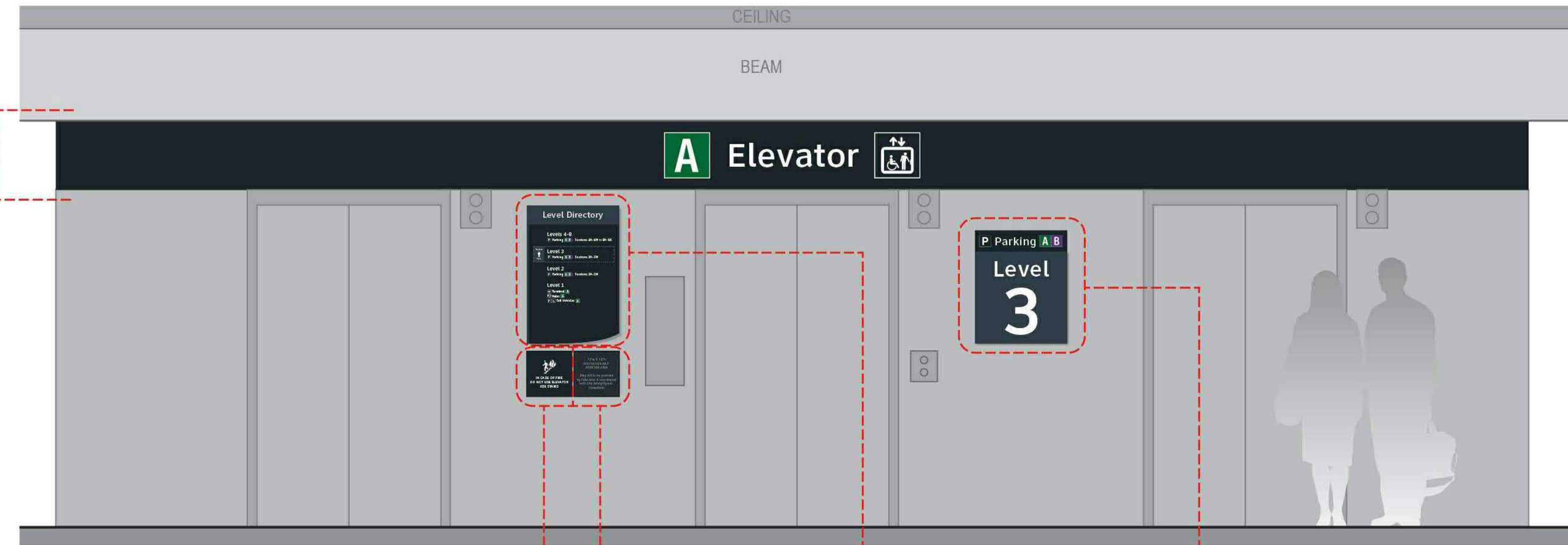
## A Elevator

Notes: Remove all existing wayfinding signs around elevator core areas and patch/paint/repair as required prior to installing new wayfinding signage/painted graphic areas (fabricator/installer to field verify); turn off all power and terminate existing illuminated wayfinding signage as required by all codes (fabricator/installer to field verify)

Side A



Side B



**NOTES:** Header graphics at all four elevations of elevator core included for this location number; wall elevation conditions shown are artistic representation based on rough site photo surveys; actual wall elevation conditions to be field verified by contractor/installer

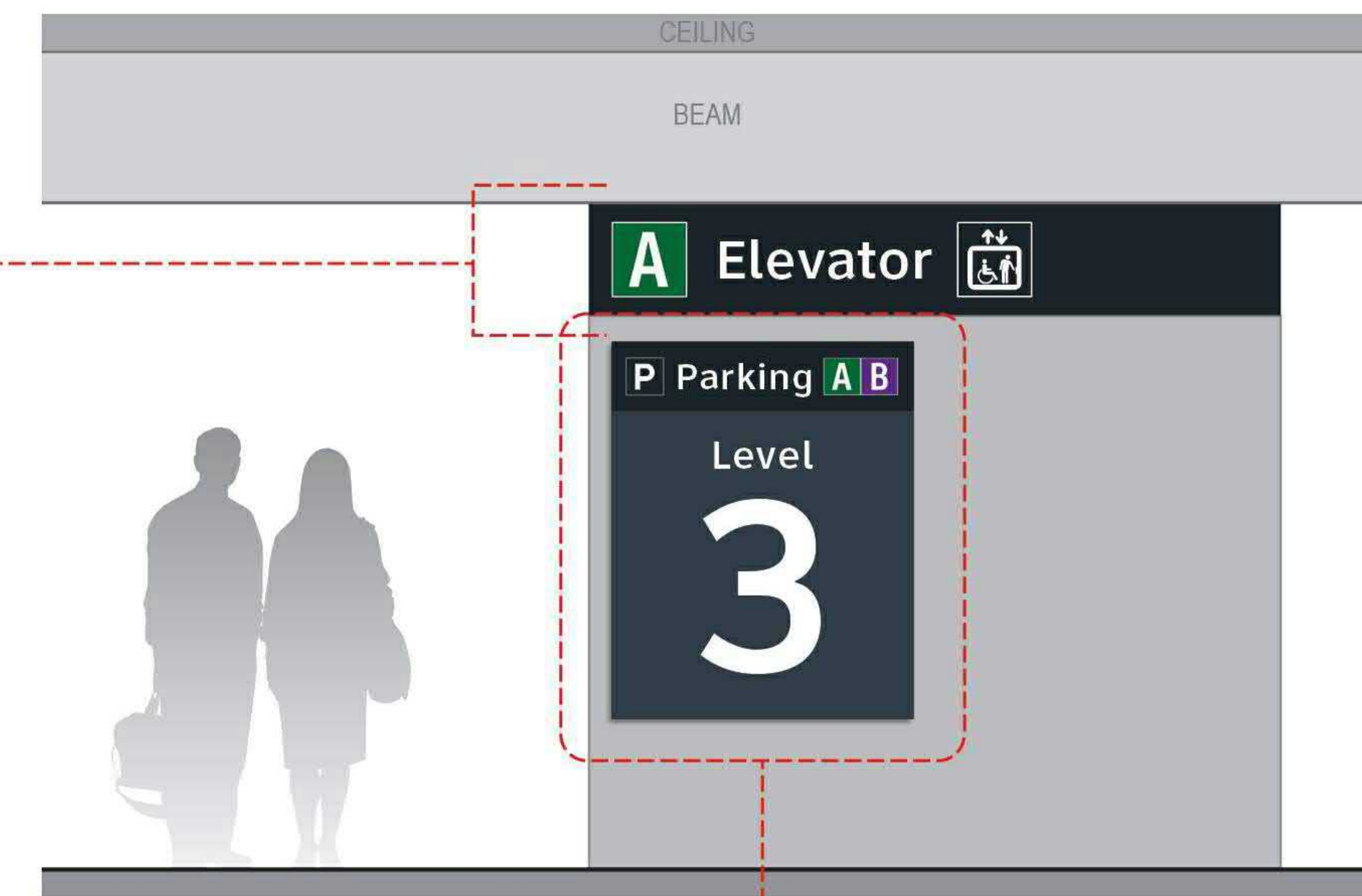
S1	AB.L3-191d	5-ID.56b
----	------------	----------

NOTES: Level directory plaque includes a "You Are Here" graphic and is in a unique location per elevator core/level location; artwork included here is representative of final artwork design intent for this location

Side C



Side D



S1 AB.L3-191e 5-ID.58b







[illegible]

HOUSTON  
AIRPORTS

DIRECTOR  
ON AIRPORT SYSTEM



an Associate

TERMINAL A/B GARAGE  
3870 NORTH TERMINAL ROAD  
HOUSTON, TX 77032

Y PLAN:

2. MESSAGE SCHEDULE  
GARAGE A/B LEVEL 3  
SECTOR 1

Designed By: L.A.	Drawing No.: 6-28
Drawn By: Q.P.	
Checked By: A.B.	

## B Elevator

Notes: Remove all existing wayfinding signs around elevator core areas and patch/paint/repair as required prior to installing new wayfinding signage/painted graphic areas (fabricator/installer to field verify); turn off all power and terminate existing illuminated wayfinding signage as required by all codes (fabricator/installer to field verify)

BEAM



**NOTES:** Header graphics at all four elevations of elevator core included for this location number; wall elevation conditions shown are artistic representation based on rough site photo surveys; actual wall elevation conditions to be field verified by contractor/installer

BEAM

[illegible]

**P** Parking **A B**  
**Level**  
**3**

S1	AB.L3-193e	5-ID.56b
----	------------	----------

NOTES: Level directory plaque includes a "You Are Here" graphic and is in a unique location per elevator core/level location; artwork included here is representative of final artwork design intent for this location

BEAM



BEAM



P Parking A B  
Level  
3

S1 AB.L3-193f 5-ID.58b



[illegible]

OWNER:



APPROVED BY:

DIRECTOR  
HOUSTON AIRPORT SYSTEM

CONSULTANT:



REAL:



# IAH TERMINAL A/B GARAGE SIGNAGE AND WAYFINDING

TERMINAL A/B GARAGE  
3870 NORTH TERMINAL ROAD  
HOUSTON, TX 77032

P NO:

IP NO:

AS NO: 749A

KEY PLAN:

Jacobs Project No.:	WHXK7105
---------------------	----------

Drawing Title:

**6.2 MESSAGE SCHEDULE  
GARAGE A/B LEVEL 3  
SECTOR 1**

date: 09/14/2020

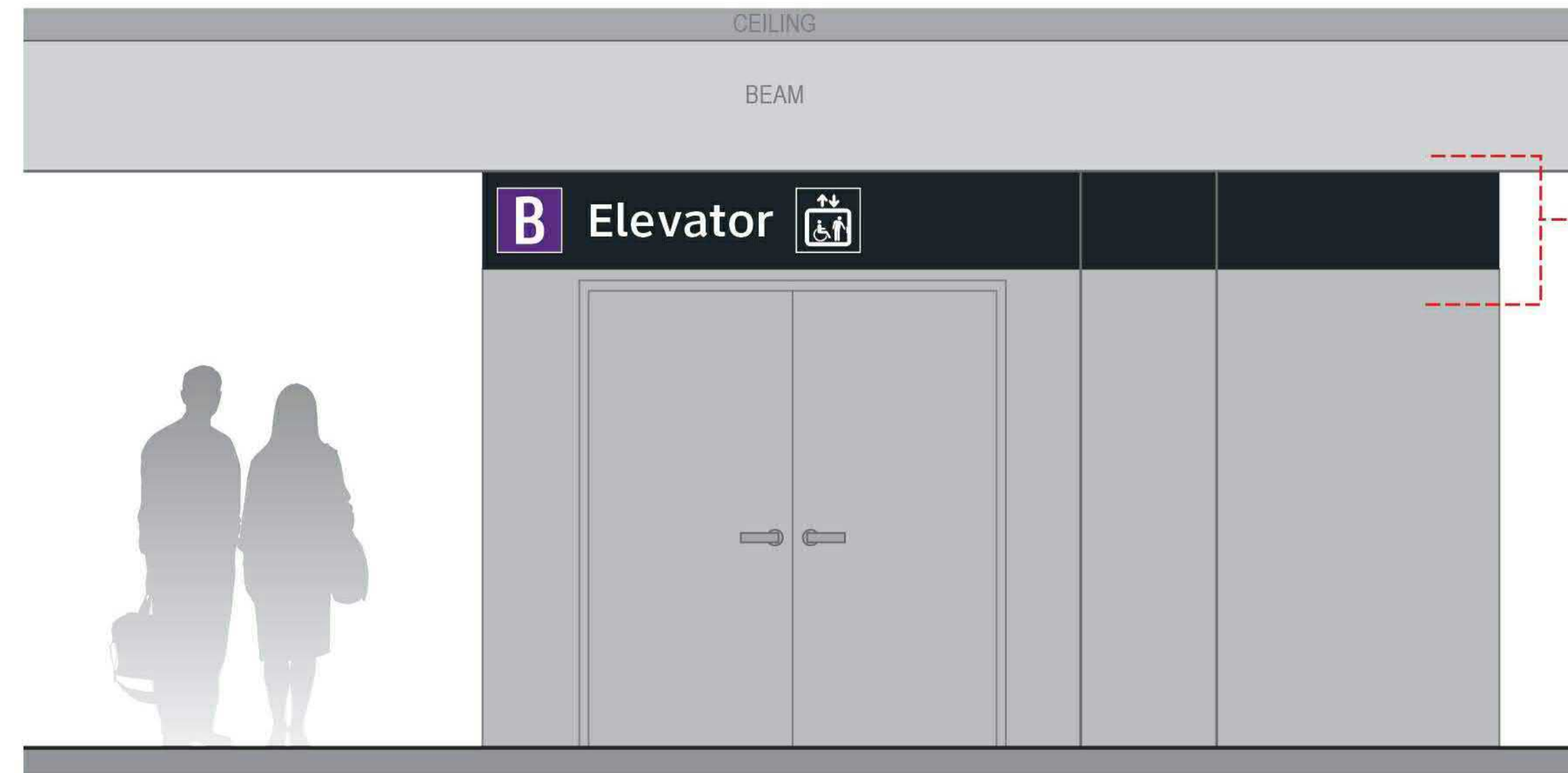
Designed By: L.A.	Drawing No.: 6-29
Drawn By: Q.P.	
Checked By: A.B.	

-29

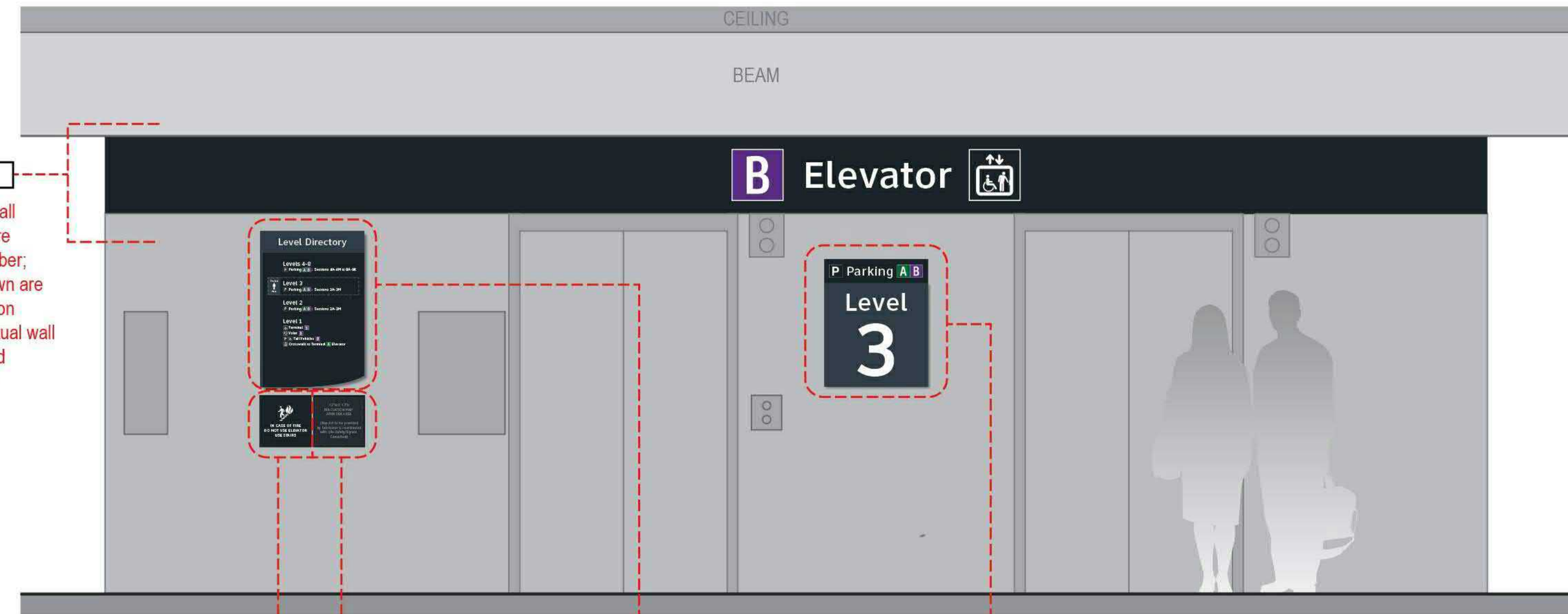
## B Elevator

Notes: Remove all existing wayfinding signs around elevator core areas and patch/paint/repair as required prior to installing new wayfinding signage/painted graphic areas (fabricator/installer to field verify); turn off all power and terminate existing illuminated wayfinding signage as required by all codes (fabricator/installer to field verify)

Side A



Side B



NOTES: Header graphics at all four elevations of elevator core included for this location number; wall elevation conditions shown are artistic representation based on rough site photo surveys; actual wall elevation conditions to be field verified by contractor/installer

5-IN.51

5-IN.52

5-IN.55

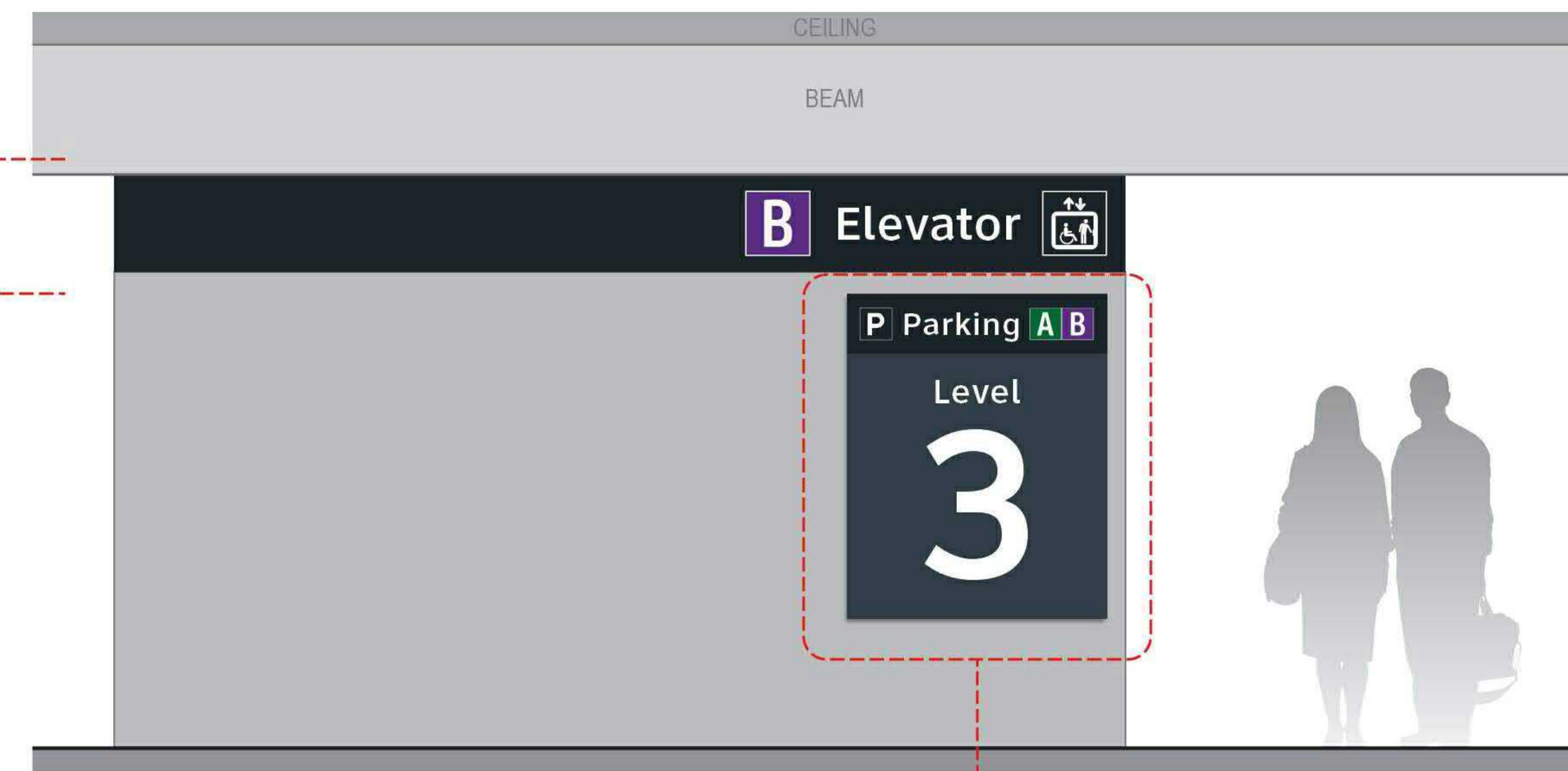
5-ID.56b

NOTES: Level directory plaque includes a "You Are Here" graphic and is in a unique location per elevator core/level location; artwork included here is representative of final artwork design intent for this location

Side C



Side D

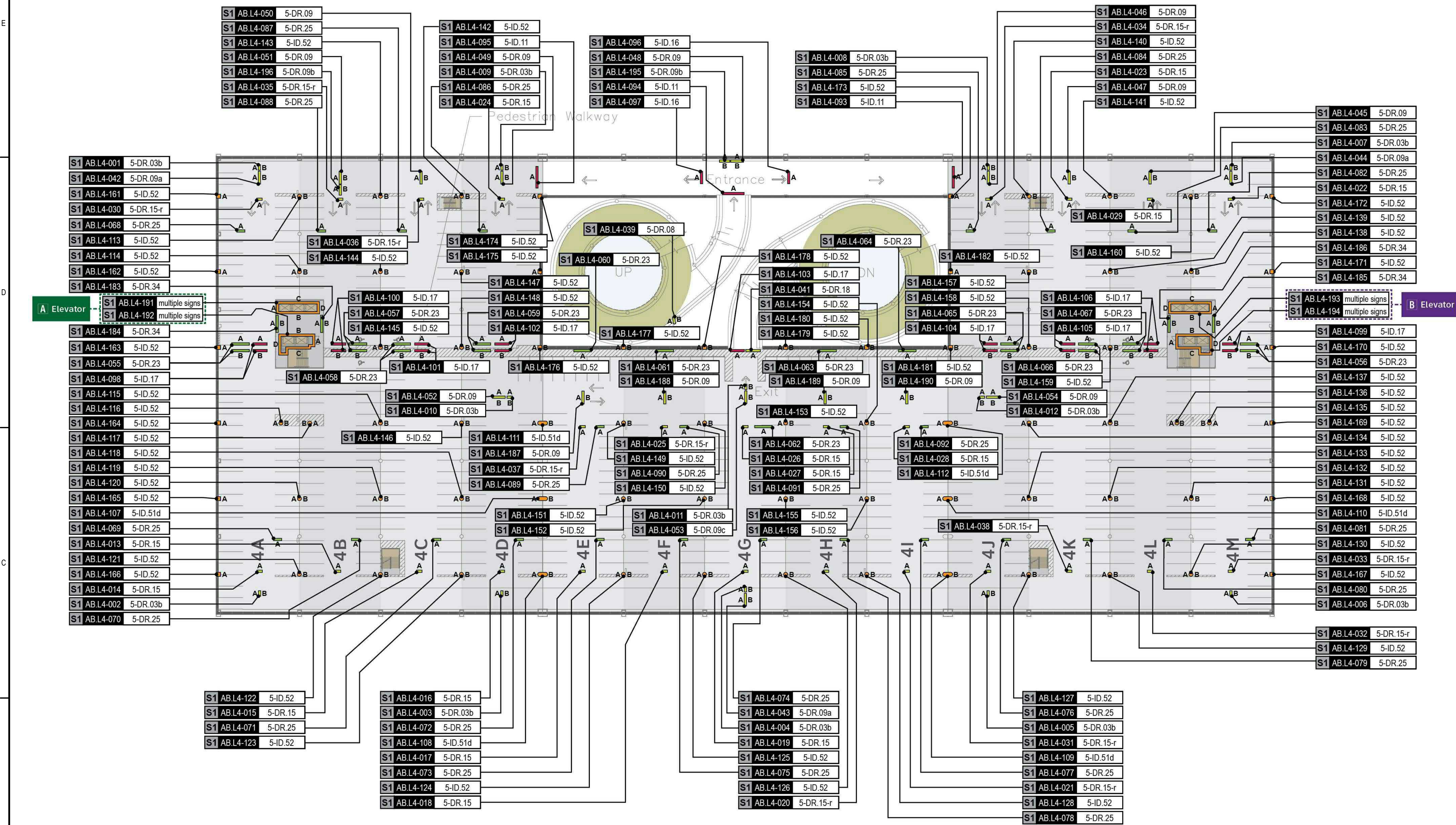


**S1** AB.L3-194f

5-ID.58b

## END OF GARAGE AB: LEVEL 3 - SECTOR 1 MESSAGES





GENERAL NOTES

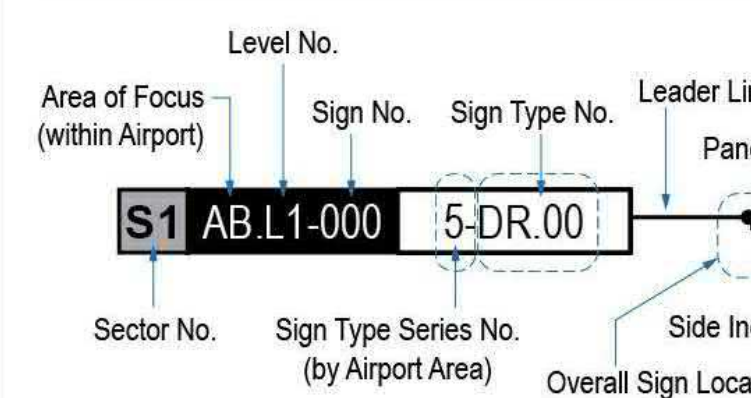
- Sign locations & orientations shown here are approximations based on the most current plan drawings as provided to the designer by the architect at the time of this document's completion. These sign locations are for general design intent & wayfinding planning purposes only. They should not be construed or deemed as absolute or final locations. Field verification, marking & documentation of each final location is to be performed by the Fabricator/Installer & coordinated with project staff & Wayfinding Design Consultants for final approval.

- All final install locations must be marked and verified in the field for proper structural integrity, adequate line of sight, utilities / property-line / other existing signage interferences & must be in complete compliance with all local, state and national codes prior to fabrication or installation.

- Adjustments to the sign locations shown in these drawings must be documented by the Fabricator/Installer, and provided to project staff & Wayfinding Design Consultants for final approval.

**NOTE:** Only priority wayfinding signage & locations as shown in this wayfinding plan package are in scope. All other signage not shown (including traffic control) are NOT IN SCOPE for this project/contract.







### SIGN LOCATION ANNOTATION LEGEND






LOCATION CODE DEFINITIONS:

<b>AREA OF FOCUS:</b> (location within Airport)	<b>SIGN TYPE SERIES NO.:</b> (by Airport Area)
TA = Terminal A	1= = Terminals/Concourses
TB = Terminal B	1t= = Terminals/Concourses; Temporary
TC = Terminal C	2= = CBP Areas
TD = Terminal D	3= = Curbside/Ground Trans.
TE = Terminal E	4= = Roadways
AB = AB Garage	5= = Parking
CG = C Garage	
DE = DE Garage	
	<b>WAYFINDING SIGN TYPE:</b>
	DR.xx = Directional
	ID.xx = Identification
	IN.xx = Informational

WAYFINDING SIGN LOCATIONS - Parking:

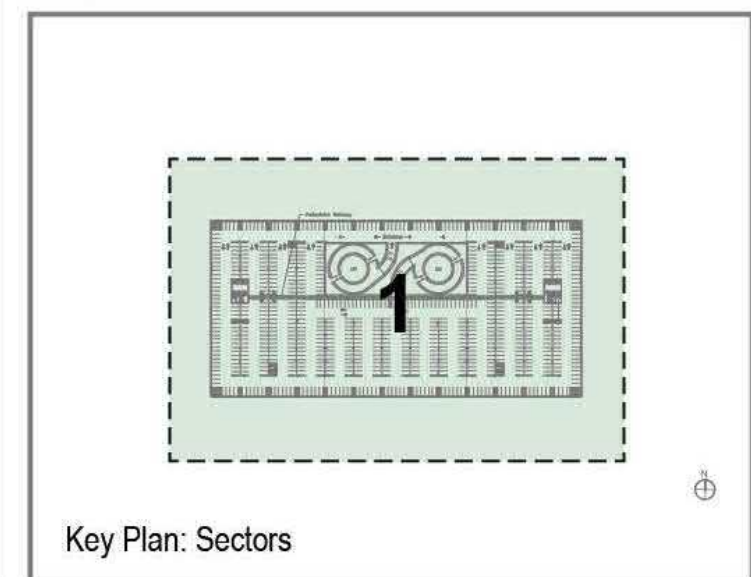
<b>PEDESTRIAN Signs:</b>  = Directional (DR)  = Identification (ID)  = Informational (IN)	<b>VEHICULAR Signs:</b>  = Directional (DR)  = Identification (ID)  = Informational (IN)
---	--

CIRCULATION:

-  = Public Use PEDESTRIAN Vertical Circulation  
(i.e. Elevators/Escalators/Stairs)
-  = Public Use VEHICULAR Vertical Circulation  
(i.e. Ramps)
-  = Areas Not In Scope for this Package



LOCATION PLAN SCALE: 1" = 75'



Key Plan: Sectors

5985 Rogerdale Road  
Houston, TX 77072  
(281) 721-8400  
www.jacobs.com  
TBPE Firm #2966

## REVISIONS

[illegible]

OWNER



APPROVED BY:

DIRECTOR  
HOUSTON AIRPORT SYSTEM

CONSULTANT:



SEAL:

IAH TERMINAL A/B GARAGE  
SIGNAGE AND WAYFINDING

GEORGE BUSH INTERCONTINENTAL AIRPORT  
TERMINAL A/B GARAGE  
3870 NORTH TERMINAL ROAD  
HOUSTON, TX 77032

AIP NO:

CIP NO.:

HAS NO

KEY PLAN:

Jacobs Project No.:	WHXK710
---------------------	---------

Drawing Title:

7.1 SIGN LOCATION PLAN  
GARAGE A/B LEVEL 4  
SECTOR 1

Date: 09/14/2020

Designed By: L.A.	Drawing No:
Drawn By: Q.P.	7-1
Checked By: A.B.	



[illegible]

WINNER:




APPROVED BY:

DIRECTOR  
HOUSTON AIRPORT SYSTEM

CONSULTANT:



AL:



# IAH TERMINAL A/B GARAGE SIGNAGE AND WAYFINDING

TERMINAL A/B GARAGE  
3870 NORTH TERMINAL ROAD  
HOUSTON, TX 77032

\* NO:

NO<sub>2</sub>

S NO: 749A

Y PLAN:

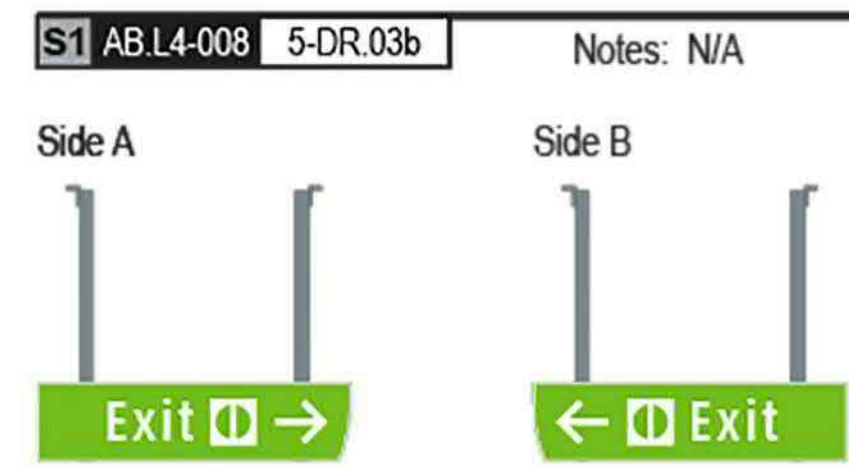
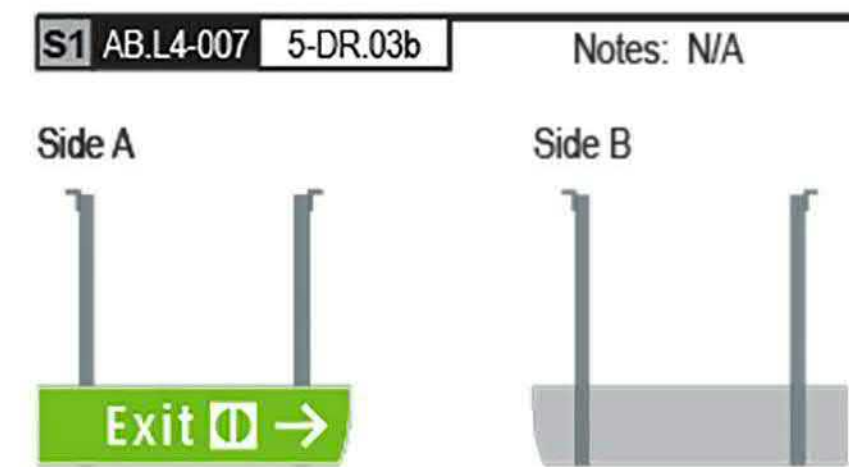
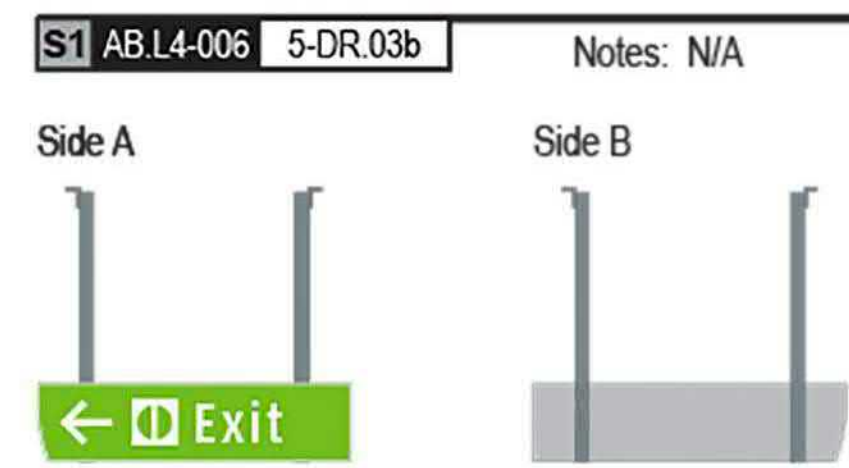
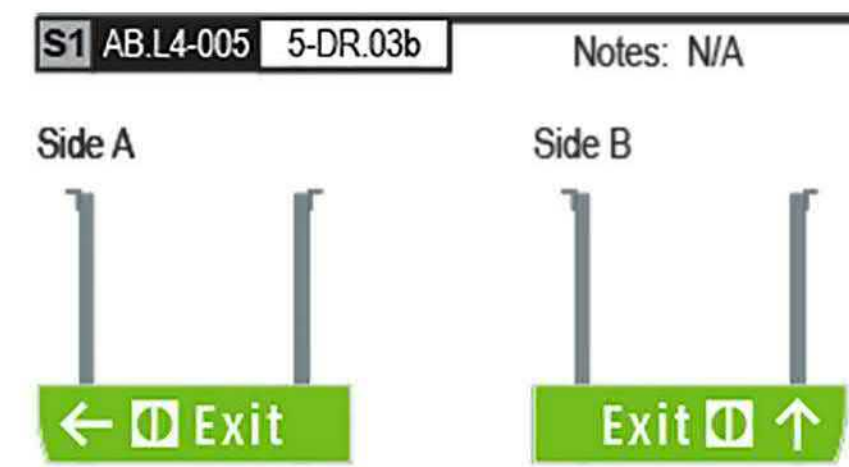
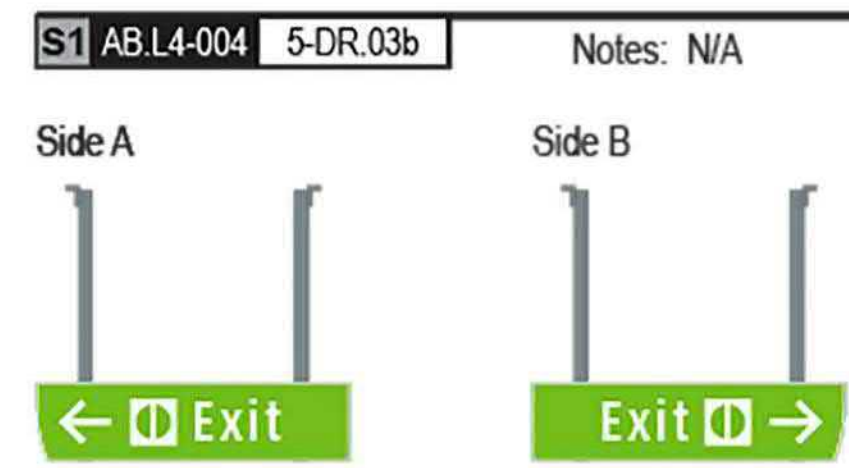
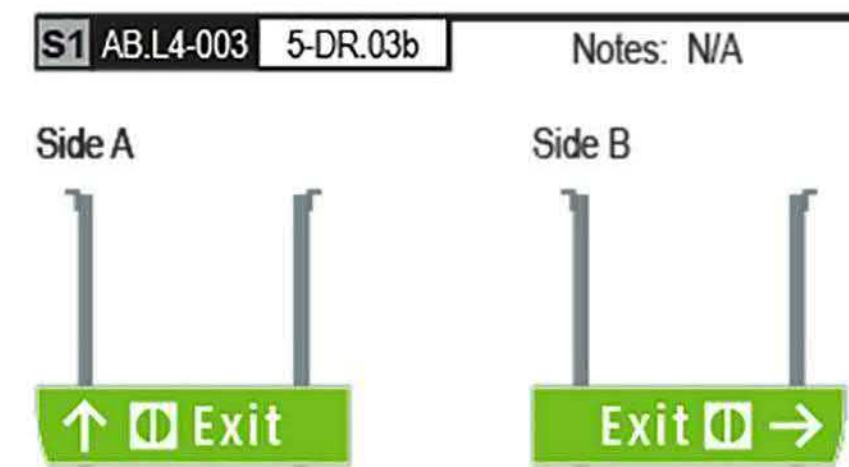
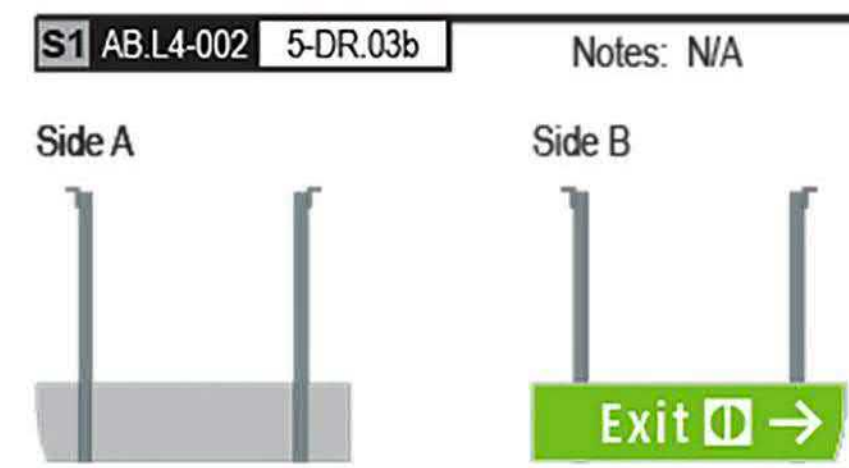
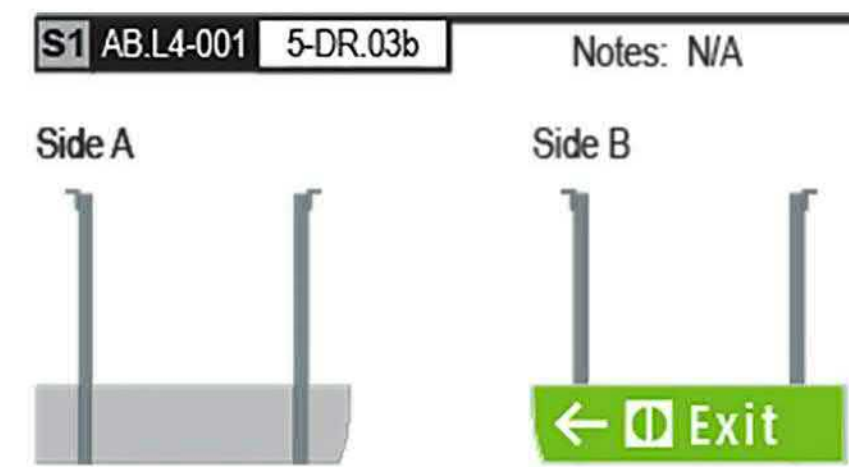
Jobs Project No.: WHXK7105

Working Title:

## 2 MESSAGE SCHEDULE GARAGE A/B LEVEL 4 SECTOR 1

09/14/2020

Designed By:	L.A.	Drawing No.:	7-2
Drawn By:	Q.P.		
Checked By:	A.B.		









[illegible]

HOUSTON  
AIRPORTS

DIRECTOR  
HOUSTON AIRPORT SYSTEM



TERMINAL A/B GARAGE  
3870 NORTH TERMINAL ROAD  
HOUSTON, TX 77032

Y PLAN:

## 2 MESSAGE SCHEDULE GARAGE A/B LEVEL 4 SECTOR 1

Designed By:	L.A.	Drawing No.:	7-4
Drawn By:	Q.P.		
Checked By:	A.B.		



←  Exit

Exit  →Exit  →

←  Exit

←  Exit

←  Exit



Date	Description
09/14/2020	ISSUED FOR PERMIT

[illegible]

Houston  
Airports

DIRECTOR  
HOUSTON AIRPORT SYSTEM



Bozan Associates

# IAH TERMINAL A/B GARAGE SIGNAGE AND WAYFINDING

TERMINAL A/B GARAGE  
3870 NORTH TERMINAL ROAD  
HOUSTON, TX 77032

P NO:

ET PLAN.

Jacobs Project No.: WHXK710

7.2 MESSAGE SCHEDULING  
GARAGE A/B LEVEL 4  
SECTOR 1

09/14/2020

Designed By:	L.A.	Drawing No: <b>7-5</b>
Drawn By:	Q.P.	
Checked By:	A.B.	

7-5

Notes: N/A

Exit  

Notes: N/A

↑  Exit

Notes: N/A

←  Exit

Notes: N/A

←  Exit

Notes: N/A

←  Exit

Notes: N/A

Exit  -

Notes: N/A

Exit  -

Notes: N/A

Exit  -



Date	Description
09/14/2020	ISSUED FOR PERMIT

[illegible]

HOUSTON  
AIRPORTS

DIRECTOR  
HOUSTON AIRPORT SYSTEM



an Association

TERMINAL A/B GARAGE  
3870 NORTH TERMINAL ROAD  
HOUSTON, TX 77032

NO:

S NO:

S NO: 749A

Y PLAN:

Jobs Project No.: WHXK711

Drawing Title:

## 2.2 MESSAGE SCHEDULE

### GARAGE A/B LEVEL 4

#### SECTOR 1

09/14/2020

Designed By:	L.A.	Drawing No.:	<b>7-6</b>
Drawn By:	Q.P.		
Checked By:	A.B.		

-6

Notes: N/A

Exit  

Notes: N/A

Exit  →

Notes: N/A

Exit  

Notes: N/A

Exit  →

Notes: N/A

Exit  

Notes: N/A

Exit  →

Notes: N/A

Side B

↑ P A B Level 4

Notes: N/A

NOT USED



## VISIONS

[illegible]

WINNER:



APPROVED BY:

DIRECTOR  
HOUSTON AIRPORT SYSTEM

CONSULTANT:



AL:



# IAH TERMINAL A/B GARAGE SIGNAGE AND WAYFINDING

TERMINAL A/B GARAGE  
3870 NORTH TERMINAL ROAD  
HOUSTON, TX 77032

\* NO:

NO<sub>2</sub>

S NO: 749A

Y PLAN:

Jobs Project No.: WHXK7105

Working Title:

## 2 MESSAGE SCHEDULE

### GARAGE A/B LEVEL 4


#### SECTOR 1

09/14/2020

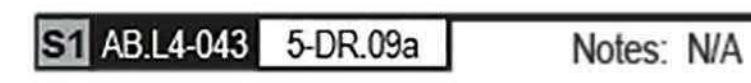

Designed By: L.A.	Drawing No.: 7-7
Drawn By: Q.P.	
Checked By: A.B.	



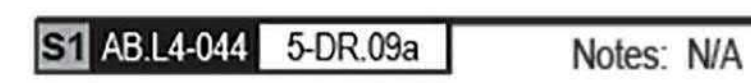
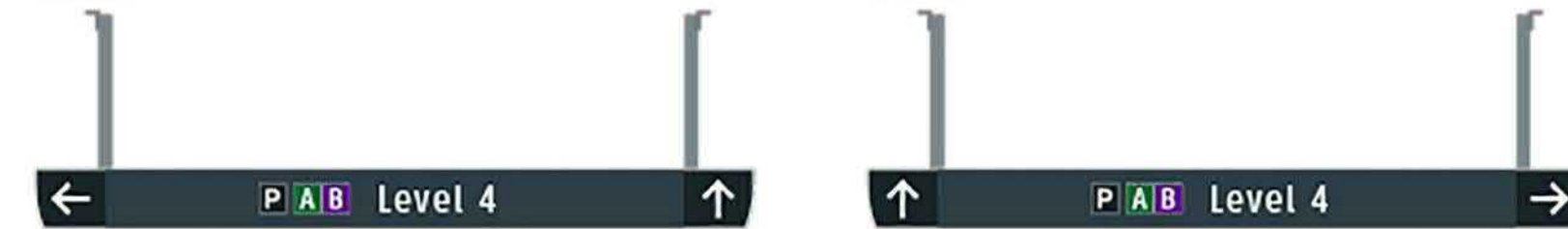
Side A



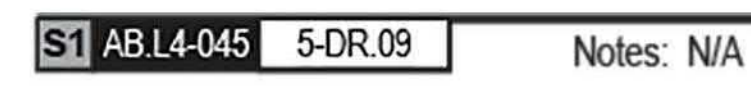
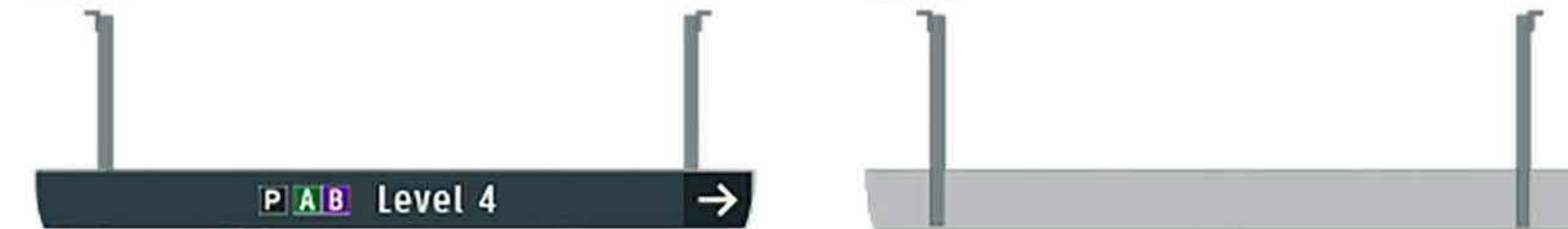
Side A





Side A




Side A




Side A




Side A



Side A



Side A





[illegible]

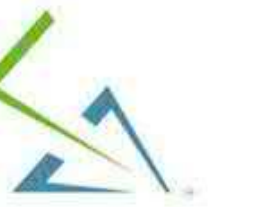
WINNER:



APPROVED BY:


DIRECTOR  
HOUSTON AIRPORT SYSTEM

CONSULTANT:



Bozan Associates

AL:



## IAH TERMINAL A/B GARAGE SIGNAGE AND WAYFINDING

TERMINAL A/B GARAGE  
3870 NORTH TERMINAL ROAD  
HOUSTON, TX 77032

NO:

NO<sub>2</sub>

S NO: 749A

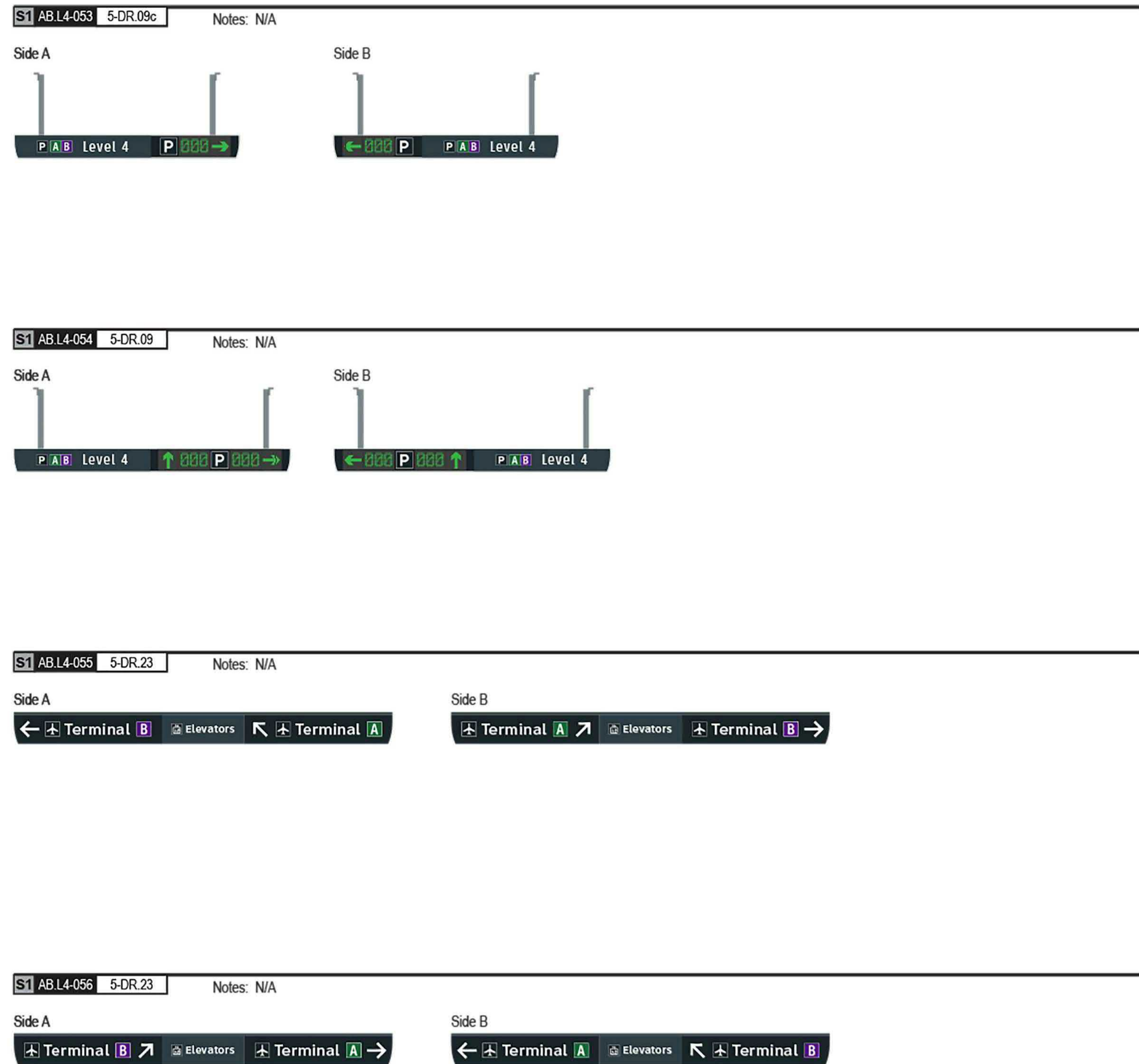

Y PLAN:

Jobs Project No.: WHXK7105

Drawing Title:  
2 MESSAGE SCHEDULE  
GARAGE A/B LEVEL 4  
SECTOR 1

09/14/2020

Designed By: L.A.	Drawing No.: 7-8
Drawn By: Q.P.	
Checked By: A.B.	





[illegible]

WINNER:




APPROVED BY:

DIRECTOR  
HOUSTON AIRPORT SYSTEM

CONSULTANT:



AL:



## IAH TERMINAL A/B GARAGE SIGNAGE AND WAYFINDING

TERMINAL A/B GARAGE  
3870 NORTH TERMINAL ROAD  
HOUSTON, TX 77032

NO:

NO<sub>2</sub>

S NO: 749A

Y PLAN:

Jobs Project No.: WHXK7105

Working Title:

## 2 MESSAGE SCHEDULE

### GARAGE A/B LEVEL 4

#### SECTOR 1

09/14/2020

Designed By: L.A.	Drawing No.:
Drawn By: Q.P.	<b>7-9</b>
Checked By: A.B.	



Date	Description
09/14/2020	ISSUED FOR PERMIT

[illegible]

HOUSTON  
AIRPORTS

DIRECTOR  
HOUSTON AIRPORT SYSTEM



Ozan Associates

TERMINAL A/B GARAGE  
3870 NORTH TERMINAL ROAD  
HOUSTON, TX 77032

Y PLAN:

2 MESSAGE SCHEDULE  
GARAGE A/B LEVEL 4  
SECTOR 1

Designed By:	L.A.	Drawing No.:	7-10
Drawn By:	Q.P.		
Checked By:	A.B.		



Date	Description
09/14/2020	ISSUED FOR PERMIT

[illegible]

HOUSTON  
AIRPORTS

DIRECTOR  
HOUSTON AIRPORT SYSTEM



TERMINAL A/B GARAGE  
3870 NORTH TERMINAL ROAD  
HOUSTON, TX 77032

Y PLAN:

Jobs Project No.: WHXK7105

## 2 MESSAGE SCHEDULE

### GARAGE A/B LEVEL 4

#### SECTOR 1

Designed By: L.A.	Drawing No.: 7-11
Drawn By: Q.P.	
Checked By: A.B.	



Date	Description
09/14/2020	ISSUED FOR PERMIT

[illegible]

HOUSTON  
AIRPORTS

DIRECTOR  
HOUSTON AIRPORT SYSTEM



TERMINAL A/B GARAGE  
3870 NORTH TERMINAL ROAD  
HOUSTON, TX 77032

Y PLAN:

LXK7105

## 2 MESSAGE SCHEDULE

### GARAGE A/B LEVEL 4

#### SECTOR 1

Designed By: L.A.	Drawing No.: 7-12
Drawn By: Q.P.	
Checked By: A.B.	



Date	Description
09/14/2020	ISSUED FOR PERMIT

[illegible]

HOUSTON  
AIRPORTS

DIRECTOR  
HOUSTON AIRPORT SYSTEM



TERMINAL A/B GARAGE  
3870 NORTH TERMINAL ROAD  
HOUSTON, TX 77032

Y PLAN:

LXK7105

09/14/2020

Designed By:	L.A.	Drawing No.:	7-13
Drawn By:	Q.P.		
Checked By:	A.B.		

-13

Side A

Side A

Side A

Side A

Side A

Side A

Side A

Side A















Date	Description
09/14/2020	ISSUED FOR PERMIT

[illegible]

HOUSTON  
AIRPORTS

DIRECTOR  
ON AIRPORT SYSTEM



TERMINAL A/B GARAGE  
3870 NORTH TERMINAL ROAD  
HOUSTON, TX 77032

NO:

S NO:

S NO: 749A

Y PLAN:

Jobs Project No.: WHXK7105

## 2 MESSAGE SCHEDULE GARAGE A/B LEVEL 4 SECTOR 1

09/14/2020

Designed By: L.A.	Drawing No.: 7-17
Drawn By: Q.P.	
Checked By: A.B.	



Date	Description
09/14/2020	ISSUED FOR PERMIT

Date	Description
09/14/2020	ISSUED FOR PERMIT

WINNER:




APPROVED BY:

DIRECTOR  
HOUSTON AIRPORT SYSTEM

CONSULTANT:



AL:



# IAH TERMINAL A/B GARAGE SIGNAGE AND WAYFINDING

TERMINAL A/B GARAGE  
3870 NORTH TERMINAL ROAD  
HOUSTON, TX 77032

NO:

NO<sub>2</sub>

S NO: 749A

Y PLAN:

Jobs Project No.: WHXK7105

## 2 MESSAGE SCHEDULE GARAGE A/B LEVEL 4 SECTOR 1

09/14/2020

Designed By: L.A.	Drawing No.: 7-18
Drawn By: Q.P.	
Checked By: A.B.	



Date	Description
09/14/2020	ISSUED FOR PERMIT

Date	Description
09/14/2020	ISSUED FOR PERMIT

WINNER:




APPROVED BY:

DIRECTOR  
HOUSTON AIRPORT SYSTEM

CONSULTANT:



AL:



## IAH TERMINAL A/B GARAGE SIGNAGE AND WAYFINDING

TERMINAL A/B GARAGE  
3870 NORTH TERMINAL ROAD  
HOUSTON, TX 77032

NO:

NO<sub>2</sub>

S NO: 749A

Y PLAN:

Jobs Project No.: WHXK7105

Working Title:

## 2 MESSAGE SCHEDULE

### GARAGE A/B LEVEL 4

#### SECTOR 1

09/14/2020

Designed By: L.A.	Drawing No.: 7-19
Drawn By: Q.P.	
Checked By: A.B.	



Date	Description
09/14/2020	ISSUED FOR PERMIT

[illegible]

HOUSTON  
AIRPORTS

DIRECTOR  
ON AIRPORT SYSTEM



TERMINAL A/B GARAGE  
3870 NORTH TERMINAL ROAD  
HOUSTON, TX 77032

Y PLAN:

KK7105

09/14/2020

Designed By: L.A.	Drawing No.: 7-20
Drawn By: Q.P.	
Checked By: A.B.	



Date	Description
09/14/2020	ISSUED FOR PERMIT

[illegible]

HOUSTON  
AIRPORTS

DIRECTOR  
ON AIRPORT SYSTEM



TERMINAL A/B GARAGE  
3870 NORTH TERMINAL ROAD  
HOUSTON, TX 77032

Y PLAN:

KK7105

## 2 MESSAGE SCHEDULE

### GARAGE A/B LEVEL 4

#### SECTOR 1

Designed By: L.A.	Drawing No.: 7-21
Drawn By: Q.P.	
Checked By: A.B.	







Date	Description
09/14/2020	ISSUED FOR PERMIT

[illegible]

HOUSTON  
AIRPORTS

DIRECTOR  
HOUSTON AIRPORT SYSTEM



an Association

TERMINAL A/B GARAGE  
3870 NORTH TERMINAL ROAD  
HOUSTON, TX 77032

NO:

S NO:

S NO: 749A

Y PLAN:

Jobs Project No.: WHXK711

2 MESSAGE SCHEDULE  
GARAGE A/B LEVEL 4  
SECTOR 1

09/14/2020

Designed By:	L.A.	Drawing No.:	7-23
Drawn By:	Q.P.		
Checked By:	A.B.		



Date	Description
09/14/2020	ISSUED FOR PERMIT

Date	Description
09/14/2020	ISSUED FOR PERMIT

NER:



APPROVED BY:

DIRECTOR  
BOSTON AIRPORT SYSTEM

CONSULTANT:



1.



TERMINAL A/B GARAGE  
3870 NORTH TERMINAL ROAD  
HOUSTON, TX 77032

NO:

NO:

NO: 749A

PLAN:

Jobs Project No.: WHXK7105

2 MESSAGE SCHEDULE  
GARAGE A/B LEVEL 4  
SECTOR 1

09/14/2020

Designed By: L.A.  
 Drawn By: Q.P.  
 Checked By: A.B.

Drawing No.:  
**7-24**



[illegible]

WINNER:



APPROVED BY:

DIRECTOR  
HOUSTON AIRPORT SYSTEM

CONSULTANT:



Bozan Associates

AL:



# IAH TERMINAL A/B GARAGE SIGNAGE AND WAYFINDING

TERMINAL A/B GARAGE  
3870 NORTH TERMINAL ROAD  
HOUSTON, TX 77032

\* NO:

NO<sub>2</sub>

S NO: 749A

Y PLAN:

Jobs Project No.: WHXK7105

Working Title:

## 2 MESSAGE SCHEDULE

### GARAGE A/B LEVEL 4

#### SECTOR 1

09/14/2020

Designed By: L.A. Drawing No.: 7-25  
Drawn By: Q.P.  
Checked By: A.B.



[illegible]

HOUSTON  
AIRPORTS

DIRECTOR  
ON AIRPORT SYSTEM



an Associate

TERMINAL A/B GARAGE  
3870 NORTH TERMINAL ROAD  
HOUSTON, TX 77032

KEY PLAN:

7.2 MESSAGE SCHEDULE  
GARAGE A/B LEVEL 4  
SECTOR 1

Designed By: L.A.	Drawing No.: 7-26
Drawn By: Q.P.	
Checked By: A.B.	

### A Elevator

Notes: Remove all existing wayfinding signs around elevator core areas and patch/paint/repair as required prior to installing new wayfinding signage/painted graphic areas (fabricator/installer to field verify); turn off all power and terminate existing illuminated wayfinding signage as required by all codes (fabricator/installer to field verify)

BEAM



graphics at all

NOTES: Header graphics at all four elevations of elevator core included for this location number; wall elevation conditions shown are artistic representation based on rough site photo surveys; actual wall elevation conditions to be field verified by contractor/installer

BEAM



IN LA JO, CA 92036  
55 WEST WIDE PLAZA  
JULY 2000

Level

4

5-IN.51

S1 AB.

S1 AB.

S1 AB.

NOTES: Level directory plaque includes a "You Are Here" graphic and is in a unique location per elevator core/level location; artwork included here is representative of final artwork design intent for this location

BEAM



**P** Parking **A** **D**

Level  
**4**

5-ID.



[illegible]

HOUSTON  
AIRPORTS

DIRECTOR  
ON AIRPORT SYSTEM



an Associate

TERMINAL A/B GARAGE  
3870 NORTH TERMINAL ROAD  
HOUSTON, TX 77032

Y PLAN:

2 MESSAGE SCHEDULE  
GARAGE A/B LEVEL 4  
SECTOR 1

Designed By: L.A.  
Drawn By: Q.P.  
Checked By: A.B.

Drawing No.:  
**7-27**

## A Elevator

Notes: Remove all existing wayfinding signs around elevator core areas and patch/paint/repair as required prior to installing new wayfinding signage/painted graphic areas (fabricator/installer to field verify); turn off all power and terminate existing illuminated wayfinding signage as required by all codes (fabricator/installer to field verify)

9/14/2020 9:02:44 PM

Side D

**S1** AB.L4-192a 5-ID.59

**NOTES:** Header graphics at all four elevations of elevator core included for this location number. Wall elevation conditions shown are artistic representation based on rough site photo surveys; actual elevation conditions to be field verified by contractor/installer.

NOTES: Level directory plaque includes a "You Are Here" graphic and is in a unique location per elevator core/level location; artwork included here is representative of final artwork design intent for this location

S1	AB.L4-192e	5-ID.56b
----	------------	----------

S1	AB.L4-192f	5-ID.58b
----	------------	----------



[illegible]

HOUSTON  
AIRPORTS

DIRECTOR  
ON AIRPORT SYSTEM



an Associate

TERMINAL A/B GARAGE  
3870 NORTH TERMINAL ROAD  
HOUSTON, TX 77032

LXK7105

wing No.:

-28

## B Elevator

Notes: Remove all existing wayfinding signs around elevator core areas and patch/paint/repair as required prior to installing new wayfinding signage/painted graphic areas (fabricator/installer to field verify); turn off all power and terminate existing illuminated wayfinding signage as required by all codes (fabricator/installer to field verify)

Diagram illustrating the layout of an elevator lobby. A horizontal beam is labeled "BEAM". Below the beam, a silhouette of a person is shown standing near the elevator entrance. The elevator door is marked with a "B" (Braille) and a "Elevator" sign, along with a wheelchair icon and an upward arrow icon. A red dashed line indicates the boundary of the lobby area.

The diagram illustrates the placement of a Level Directory and a Level Sign in an elevator lobby. The Level Directory is mounted on the wall to the left of the elevator doors, and the Level Sign is mounted on the wall to the right. Red dashed lines indicate the field of view from the elevator doors to both signs. The Level Sign displays 'Level 4' and 'P. Parking A/B'. The Level Directory lists the levels and the corresponding elevator cars.

NOTES: Header graphics at all four elevations of elevator core included for this location number; wall elevation conditions shown are artistic representation based on rough site photo surveys; actual wall elevation conditions to be field verified by contractor/installer

S1 AB.L4-193e 5-ID.56b

NOTES: Level directory plaque includes a "You Are Here" graphic and is in a unique location per elevator core/level location; artwork included here is representative of final artwork design intent for this location

Diagram illustrating the ceiling and beam area of an elevator car. The ceiling is labeled "CEILING" and the beam is labeled "BEAM". The diagram shows the silhouettes of two people standing in the car, with the ceiling and beam area highlighted in a light gray color.

Diagram illustrating a building facade with a sign for 'Elevator' and 'Level 4'. The sign is highlighted with a red dashed box. The sign also includes a 'P' for parking and an 'A' for accessible. The sign is mounted on a wall below a 'CEILING' and above a 'BEAM'. Silhouettes of two people are visible on the right.

S1 AB.L4-193f 5-ID.58







## VISIONS

[illegible]

WINNER:



APPROVED BY:

DIRECTOR  
HOUSTON AIRPORT SYSTEM

CONSULTANT:



bozan Associates

AL:



# IAH TERMINAL A/B GARAGE SIGNAGE AND WAYFINDING

TERMINAL A/B GARAGE  
3870 NORTH TERMINAL ROAD  
HOUSTON, TX 77032

NO:

 $\text{NO}_2$ 

S NO: 749A

Y PLAN:

Jobs Project No.:

KK7105

## 2 MESSAGE SCHEDULE

### GARAGE A/B LEVEL 4

#### SECTOR 1

09/14/2020

Designed By: L.A.	Drawing No.:
Drawn By: Q.P.	7- 30
Checked By: A.B.	

- 30

## END OF GARAGE AB: LEVEL 4 - SECTOR 1 MESSAGES