



CITY OF HOUSTON

Sylvester Turner

Mayor



HOUSTON AIRPORT SYSTEM

George Bush Intercontinental ~ William P. Hobby ~ Ellington Airport

Mario C. Diaz
Director of Aviation

April 5, 2022

SUBJECT: Addendum No. 1

REFERENCE: Invitation To Bid (ITB) for IAH TB & TC Skyway Station Carpet Replacement; Solicitation No. HJA-SKYWY-2022-013; Project No. 255

To: All Prospective Bidders:

This Addendum is being issued for the following reason:

- I. To provide the tile final color selections and detailing at the vestibule of Terminal C lower level (see attachment).**

When issued, Addendum shall automatically become part of the solicitation documents and shall supersede any previous specification(s) and/or provision(s) in conflict with this Addendum. Addenda will be incorporated into the Contract as applicable. It is the responsibility of the bidder(s) to ensure that it has obtained all such Addenda. By submitting a bid on this project, bidder(s) shall be deemed to have received all Addenda.

If further clarification is needed regarding this solicitation, please contact Jorge Ardines, Sr. Procurement Specialist, via email at jorge.ardines@houstontx.gov.

DS
DE

DocuSigned by:

Cathy Vander Plaats

02232028DE99414...

DS
AP

Cathy Vander Plaats
Procurement Officer
Houston Airport System

Cc: Al Oracion
Dallas Evans
Solicitation File

Attachment:

- 1. Addendum 1 – IAH TB & TC Skyway Station Carpet Replacement



City of Houston - Department of Aviation – Infrastructure Division

ADDENDUM #1
April 4, 2022

IAH TB & TC SKYWAY STATION CARPET REPLACEMENT
GEORGE BUSH INTERCONTINENTAL AIRPORT

PROJECT No. PN 255

Bids Due on - April 14, 2022



Molina Walker Almaguer Architects, Inc.
11767 Katy Freeway, Suite No. 430
Houston, TX 77079
713-782-8188

TBAE Firm Registration No. BR 616

Total of 2 full size drawings and 2 (two) 8 ½ x 11 pages including cover

COVER

00001-1

04-04-2022

To the Plans and Specifications for the IAH TB & TC Skyway Station Carpet Replacement, this addendum forms a part of the Contract Documents and modifies said documents as follows:

I. GENERAL:

A. None

II. MANUFACTURER/PRODUCTS APPROVED AS EQUALS:

A. None

III. SPECIFICATIONS:

A. None

IV DRAWINGS

TERMINAL B

A. ARCHITECTURAL

1. Sheet AF1-300: Detail: Finish Material Schedule

- a. Modify B-1 and T1 to Product: 616; Color: Perla Bianca.
- b. Modify T4 to Manufacturer: Stone Source, Product Number: 455, Color: Purple Blue; Remarks: 48" x 48" Trend Etherium Quartz – Accent Color.
- c. ADD Grout G1. Material: Epoxy Grout, Manufacturer/Supplier: Mapei, Product Number: 104, Color: Timberwolf; Remarks: 1/16" Joint, Use at B-1, T1 and T2.
- d. ADD Grout G2. Material: Epoxy Grout, Manufacturer/Supplier: Mapei, Product Number: 10; Color: Black, Remarks: 1/16" Joint, Use at T4 and Transition Joint from T4 to T2.

TERMINAL C

B. ARCHITECTURAL

2. **Sheet AF1-310:** ADDED Details **02 SOUTH VESTIBLE** and **05 NORTH VESTIBLE** identifying floor slope requirements.
3. **Sheets AF1-310: Detail 07 Tile Schedule.**
 - a. Modify B-1 and T1 to Product 616; Color Perla Bianca.
 - b. Modify T4 to Manufacturer: Stone Source, Product Number: 453, Color: Dark Blue; Remarks: 48" x 48" Trend Etherium Quartz – Accent Color.
 - c. ADD Grout G1. Material: Epoxy Grout, Manufacturer/Supplier: Mapei, Product Number: 104, Color: Timberwolf; Remarks: 1/16" Joint, Use at B-1, T1 and T2.
 - d. ADD Grout G2. Material: Epoxy Grout, Manufacturer/Supplier: Mapei, Product Number: 10; Color: Black, Remarks: 1/16" Joint, Use at T4 and Transition Joint from T4 to T2.

End of Addendum

REVISIONS			
No.	DESCRIPTION	DATE	BY
2	REISSUED FOR PERMIT 02/22/2021		J TOHILL
3	REISSUED FOR PERMIT 05/10/2021		JTOHILL
4	ISSUED FOR ASI 01 04/04/2022		JTOHILL

DESIGNER:	JOHN TOHILL
DRAWN BY:	JT
CHECKED BY:	NA
ISSUE DATE:	04/04/2022
APPROVED BY:	
APPROVAL DATE:	

DIRECTOR
of
HOUSTON AIRPORT SYSTEM

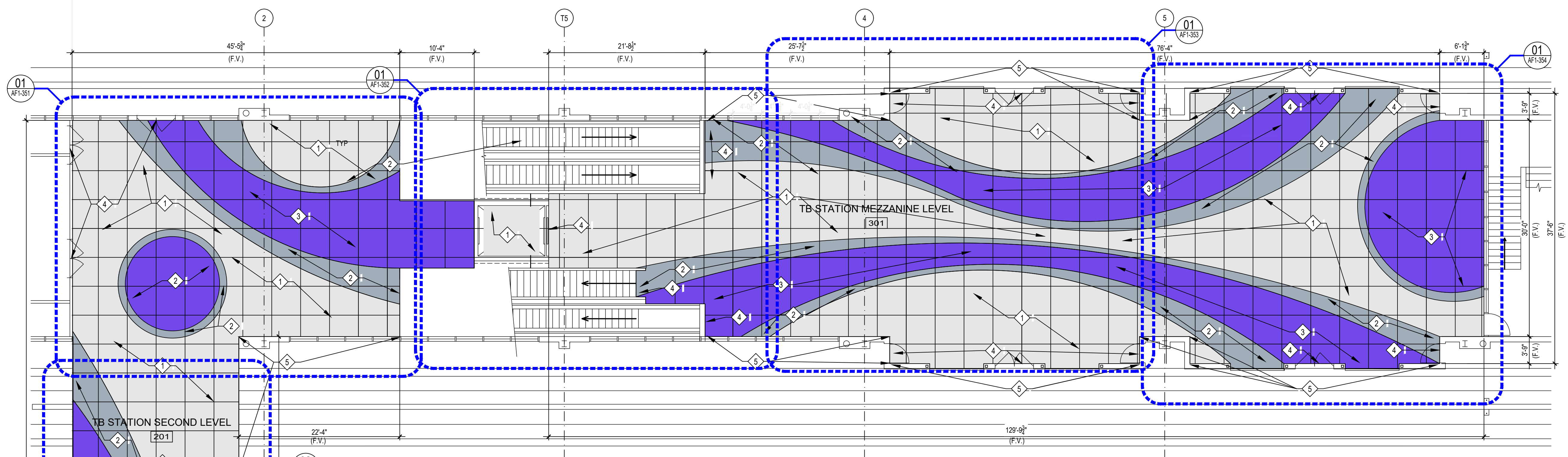
Review/Approval Category

IFC

TERMINAL B
NORTH

SHEET NAME:
TERMINAL B STATION FINISH PLAN

SHEET No. AF1-300 SCALE: AS SHOWN



- KEYNOTES TO SHEET**
- 1 QUARTZ ENGINEERED POLISHED TILING, T1 FIELD COLOR. SEE FINISH MATERIAL SCHEDULE.
 - 2 QUARTZ ENGINEERED POLISHED TILING, T2 ACCENT COLOR. SEE FINISH MATERIAL SCHEDULE.
 - 3 QUARTZ ENGINEERED POLISHED TILING, T4 ACCENT COLOR. SEE FINISH MATERIAL SCHEDULE.
 - 4 REFER TO DETAILS 4 AND 5 ON SHEET AF5-400 FOR FLOORING TRANSITION DETAILS.
 - 5 PROVIDE 4" X 48" L QUARTZ ENGINEERED POLISHED BASE. SEE FINISH MATERIAL SCHEDULE. TYPICAL WHERE FLOOR MEETS WALL.
 - 6 PROVIDE EXPANSION JOINT

TILE AREA SUMMARY

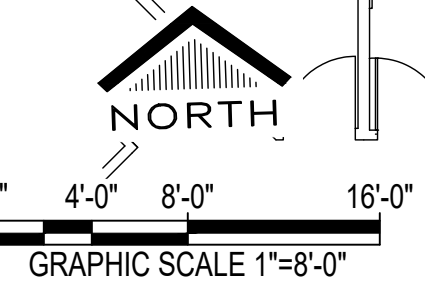
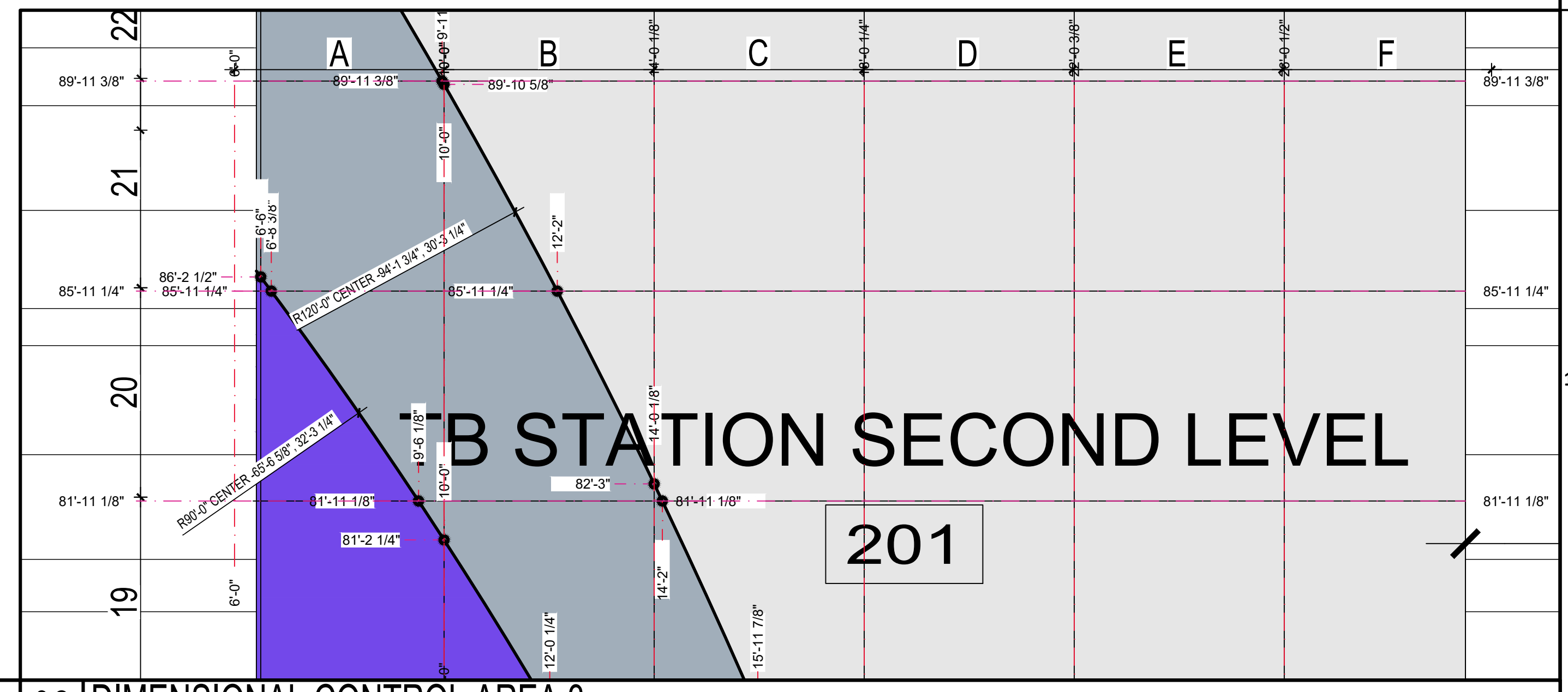
	T1 FIELD TILE = 3,984 SF
	T2 ACCENT #2 TILE = 1,470 SF
	T4 ACCENT #1 TILE = 2,160 SF

FINISH MATERIAL SCHEDULE

CODE	MATERIAL	MANUFACTURER / SUPPLIER	PRODUCT NUMBER	COLOR	REMARKS
BASE:					
B-1	QUARTZ ENGINEERED STONE BASE	STONE SOURCE	616	PERLA BIANCA	4" X 48" L TREND ETHERIUM QUARTZ
FLOOR:					
T1	QUARTZ ENGINEERED POLISHED TILE	STONE SOURCE	616	PERLA BIANCA	48" X 48" TREND ETHERIUM QUARTZ - FIELD COLOR
T2	QUARTZ ENGINEERED POLISHED TILE	STONE SOURCE	2402	DOVE TAIL	48" X 48" TREND ETHERIUM QUARTZ - ACCENT COLOR
T4	QUARTZ ENGINEERED POLISHED TILE	STONE SOURCE	456	PURPLE BLUE	48" X 48" TREND ETHERIUM QUARTZ - ACCENT COLOR
GROUT:					
G1	EPOXY GROUT	MAPEI	104	TIMBERWOLF	1/16" JOINT, USE AT B-1, T1 & T2
G2	EPOXY GROUT	MAPEI	10	BLACK	1/16" JOINT, USE AT T4 AND TRANSITION JOINT FROM T4 TO T2

NOTES:
1. AS PER IBC TABLE 803.5, THE INTERIOR WALL FINISHES SHALL BE A MINIMUM CLASS 'C' WITH A FLAME SPREAD OF 76-200 AND SMOKE-DEVELOPED INDEX OF 0-450. ALL INTERIOR FINISHES SHALL LIMIT THE ALLOWABLE FLAME SPREAD AND SMOKE DEVELOPMENT PER THIS RESTRICTION.
2. REPAIR DAMAGED CEILING DURING CONSTRUCTION WORK OPERATIONS.

- GENERAL NOTES**
- PREP, PATCH FLOOR SURFACES DAMAGED BY DEMOLITION OPERATIONS.
 - ALL PLAN AND DETAILS ARE DRAWN TO SCALE AS MUCH AS POSSIBLE, BUT ARE NOT INTENDED TO BE AND SHOULD NOT BE SCALED.
 - CONTRACTOR SHALL BE RESPONSIBLE FOR THE RECEIVING, INSPECTION AND STORAGE OF ALL OWNER SUPPLIED GOODS.
 - COORDINATE FINAL LOCATIONS OF WORK FOR ALL TRADES, MODIFY AND ADJUST ROUTING AND LOCATIONS AS REQUIRED SUBJECT TO THE APPROVAL OF THE OWNER AND DESIGN FIRM. ALL ITEMS OF WORK SHALL FIT PROPERLY IN THE PROJECT. FAILURE TO COORDINATE ALL ASPECTS OF THE PROJECT BY MAKING ADJUSTMENTS OR FIELD VERIFYING DIMENSIONS IS THE RESPONSIBILITY OF THE CONTRACTOR. NO ADDITIONAL PAYMENT WILL BE MADE FOR FAILURE TO PROPERLY COORDINATE WORK.
 - CONTRACTOR IS RESPONSIBLE FOR COORDINATING ALL PORTIONS OF THE PROJECT. ANY DISCREPANCY SHALL BE BROUGHT TO THE ATTENTION OF THE OWNER AND DESIGN FIRM.
 - PROVIDE PROTECTION REQUIRED TO PREVENT INJURY TO PEOPLE AND DAMAGE TO ADJACENT FACILITIES TO REMAIN.
 - PROTECT WALLS, CEILINGS AND OTHER FINISH WORK THAT ARE TO REMAIN OR THAT ARE EXPOSED DURING RENOVATION WORK.
 - CLEAN ADJACENT STRUCTURES AND IMPROVEMENTS OF DUST, DIRT, AND DEBRIS CAUSED BY RENOVATION OPERATIONS. RETURN ADJACENT AREAS TO CONDITION EXISTING BEFORE SELECTIVE DEMOLITION AND RENOVATION WORK OPERATIONS BEGAN.
 - FIELD VERIFY ALL DIMENSIONS.
 - CONTRACTOR SHALL BE RESPONSIBLE FOR THE RECEIVING, INSPECTION AND STORAGE OF ALL OWNER SUPPLIED GOODS.
 - COORDINATE FINAL LOCATIONS OF WORK FOR ALL TRADES, MODIFY AND ADJUST ROUTING AND LOCATIONS AS REQUIRED SUBJECT TO THE APPROVAL OF THE OWNER AND DESIGN FIRM. ALL ITEMS OF WORK SHALL FIT PROPERLY IN THE PROJECT. FAILURE TO COORDINATE ALL ASPECTS OF THE PROJECT BY MAKING ADJUSTMENTS OR FIELD VERIFYING DIMENSIONS IS THE RESPONSIBILITY OF THE CONTRACTOR. NO ADDITIONAL PAYMENT WILL BE MADE FOR FAILURE TO PROPERLY COORDINATE WORK.
 - TOUCH UP WALL PAINT TO MATCHED EXISTING CONDITIONS AT WALLS IMPACTED BY FLOOR DEMOLITION AND REPLACEMENT WORK. PAINT TO MATCH EXISTING WALL COLOR.
 - REPLACE WALL BASE PER MATERIAL SCHEDULE.



E:\2020\20-03 HAS_IAH_TB AND TC CARPET REPLACEMENT\DWGS\AF1-300 TERMINAL B STATION FINISH PLAN.DWG
 PLOT DATE: 4 April 2022 11:42:01 AM
 OLD DOA No.:
 DOA DWG FILE:

01 TERMINAL B STATION FINISH PLAN
1/8" = 1'-0" 1 XREF

02 DIMENSIONAL CONTROL AREA 3
1/2" = 1'-0"

SHEET SIZE: 22" X 34" ANSI-D



FLOOR REPLACEMENT ELEVATED TRAIN STOPS - 2800 N TERMINAL ROAD, HOUSTON, TX 77032
IAH TERMINAL C SKYWAY STATION FLOORING REPLACEMENT
C.I.P. No. A.I.P. No.
C.O.H. No. D.O.A. No.



DESIGNER PROJECT No.: 20-03
PROJECT STATUS: CONSTRUCTION DOCUMENTS

REVISIONS table with columns: No., DESCRIPTION, DATE, BY. Includes revision 1: ISSUED FOR PERMIT 11/09/2020, JTOHILL.

DESIGNER: JOHN TOHILL
DRAWN BY: JT
CHECKED BY: NA
ISSUE DATE: 04/04/2022
APPROVED BY:
APPROVAL DATE:

DIRECTOR of HOUSTON AIRPORT SYSTEM

IFC stamp and professional seal for Robert Almaguer, Registered Architect, State of Texas, No. 22851, dated 04-04-2022.

Orientation map showing location of Terminal C. SHEET NAME: TERMINAL C STATION FINISH PLAN. SHEET No.: AF1-310. SCALE: AS SHOWN.

FINISH MATERIAL SCHEDULE table with columns: CODE, MATERIAL, MANUFACTURER / SUPPLIER, PRODUCT NUMBER, COLOR, REMARKS. Lists materials like QUARTZ ENGINEERED STONE BASE, EPOXY GROUT, etc.

- GENERAL NOTES list: 1. PREP, PATCH FLOOR SURFACES DAMAGED BY DEMOLITION OPERATIONS. 2. ALL PLAN AND DETAILS ARE DRAWN TO SCALE AS MUCH AS POSSIBLE... 13. REPLACE WALL BASE PER MATERIAL SCHEDULE.

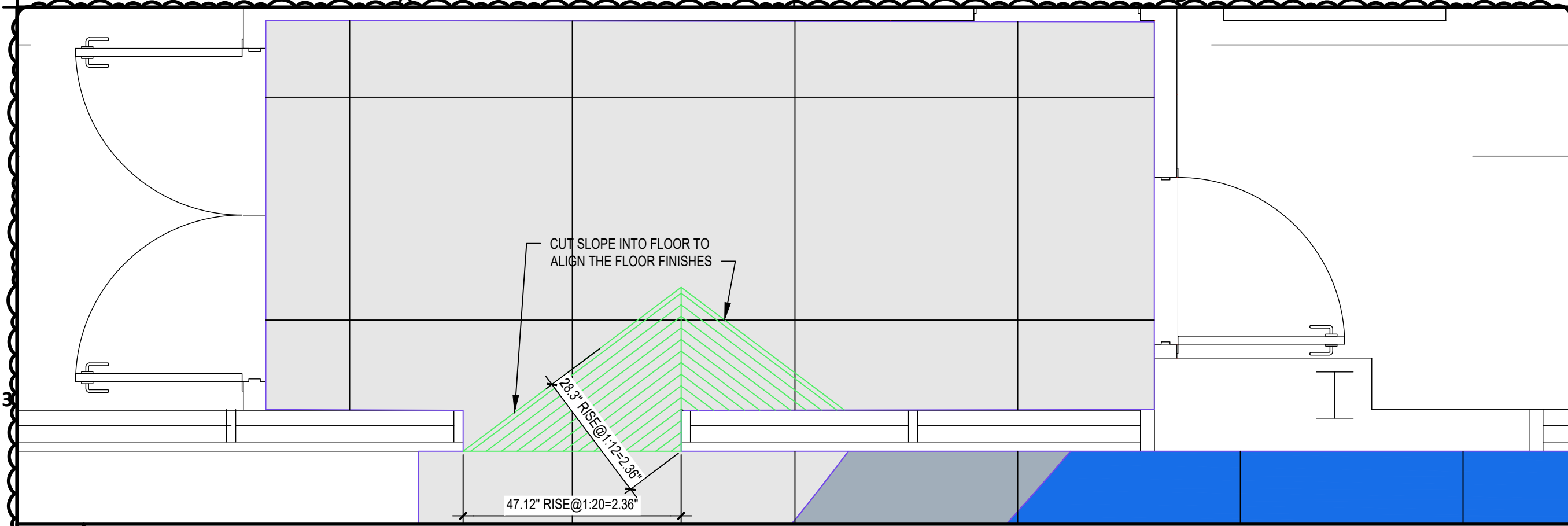
TILE AREA SUMMARY: T1 FIELD TILE = 3,700 SF (green square), T2 ACCENT #2 TILE = 1,310 SF (grey square), T4 ACCENT #1 TILE = 1,636 SF (blue square).

- KEYNOTES TO SHEET list: 1. QUARTZ ENGINEERED POLISHED TILING, T1 FIELD COLOR... 6. PROVIDE EXPANSION JOINT.

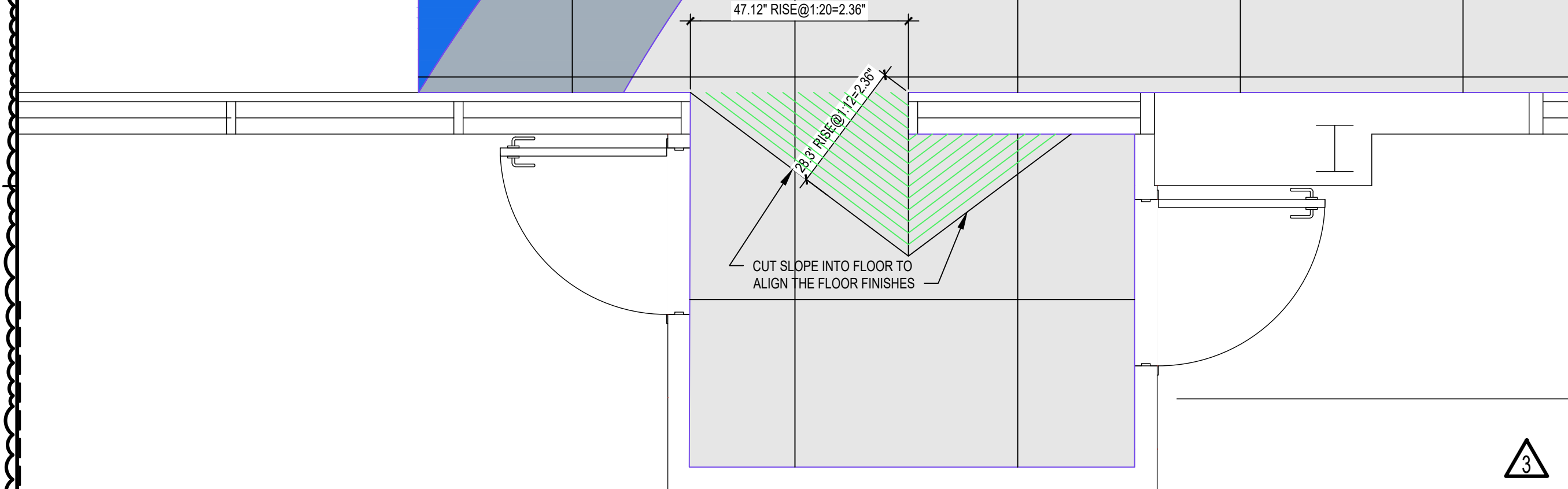
03 KEYNOTES NTS

07 TILE SCHEDULE NTS

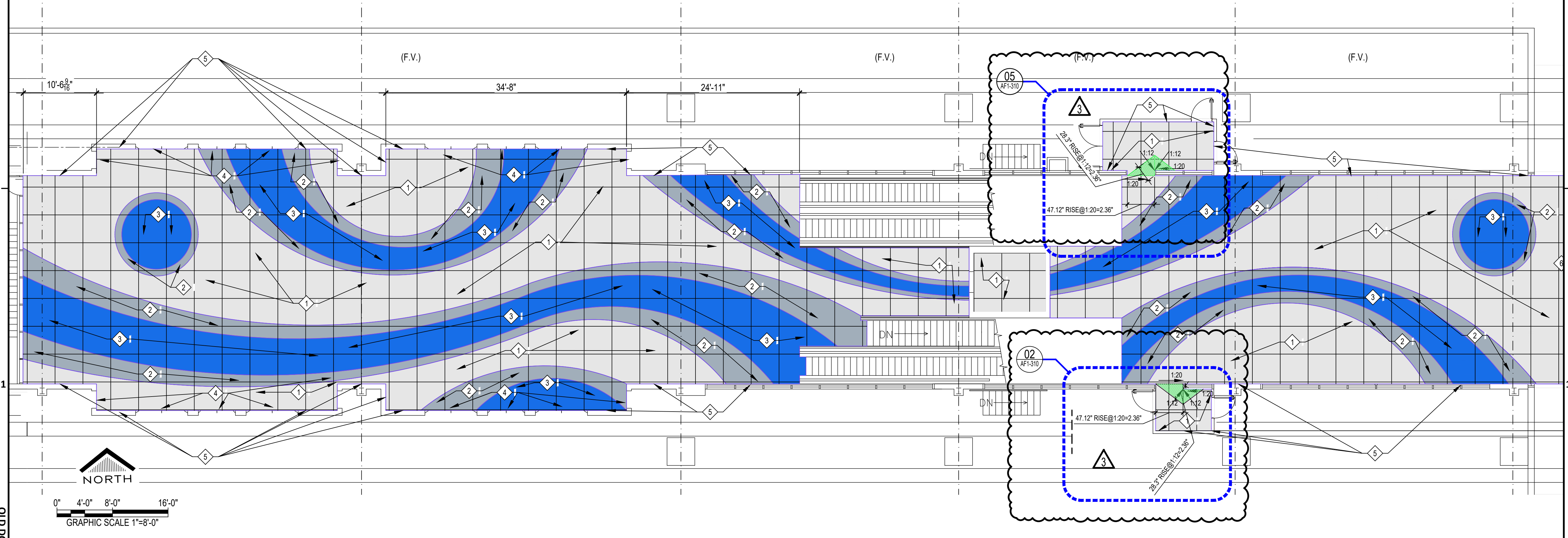
04 GENERAL NOTES NTS



05 NORTH VESTIBULE 1/2" = 1'-0"



02 SOUTH VESTIBULE 1/2" = 1'-0"



01 TERMINAL C STATION FINISH PLAN 1/8" = 1'-0" 1 XREF

Vertical text on the left margin: F:\2020\20-03 HAS_IAH_TB AND TC CARPET REPLACEMENT\DWGS\AF1-310 TERMINAL C STATION FINISH PLAN.DWG, PLOT DATE: 4 April 2022 11:42:41 AM, OLD DWA No.:

SHEET SIZE: 22" X 34" ANSI-D